


Drainage systems.

**Polymer
Concrete channels**



®

GRIP



CHANNELS MADE OF POLYMER CONCRETE

PAGE

4

BASE SERIES

PAGE

40

P SERIES

PAGE

68

POLY FLY SERIES

POLYMER
CONCRETE CHANNELS



POLYMER CONCRETE CHANNELS

Load classes

In accordance with the UNI EN 1433 standard



A 15 • B 125 • C 250

SERIES BASE



POLYMER
CONCRETE CHANNELS

- BASE 100
- BASE 100 EVO
- BASE 100 WITH THIN COVER
- BASE 100 LOW
- BASE 100 LOW EVO
- BASE 100 LOW WITH THIN COVER
- BASE 150
- BASE 150 EVO
- BASE 150 WITH THIN COVER
- BASE 200
- BASE 200 EVO
- BASE 200 WITH THIN COVER



POLYMER CONCRETE CHANNELS

BASE SERIES

SYSTEM AND TECHNICAL CHARACTERISTICS



DUCTILE IRON GRATINGS

For load class C 250, with the possibility of coating them in RAL colours on request

LOCKING SCREWS
made of stainless steel


BUCKET/FILTER
th. 10/10, AISI 304 stainless steel

ASSORTED GRATINGS

Made of press-formed metal sheet with heelguard mesh, for load classes A 15 - B 125


END CAP
with outlet

POLYMER CONCRETE CHANNEL



PERFECT AND STABLE JOINING

The channel end caps are made with male-female connections, with an inner slot that allows for sealing them together. It is advisable to use silicone sealant with neutral cross-linkage and low modulus.



END CAP
for channel

SUMP UNIT
made of polymer concrete

CONNECTOR SLEEVE
with relative cap

KNOCK-OUT SECTIONS
to adapt the sump units to the
channels or for any other drainage
points




DUCTILE IRON GRATINGS SECURED TO THE CHANNEL
The locking system with screw secures the grating to the channel and facilitates its removal for cleaning purposes

POLYMER CONCRETE CHANNELS

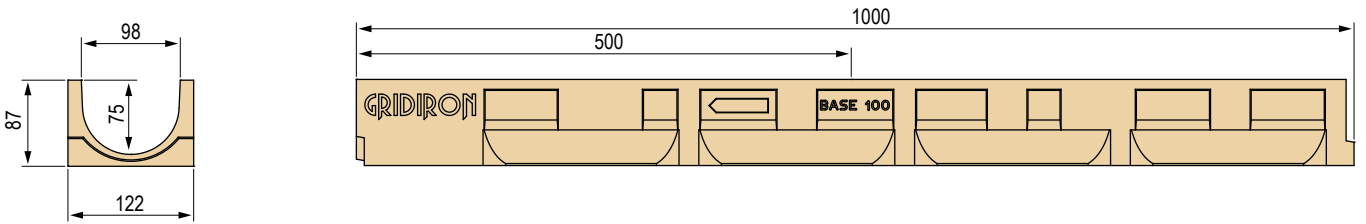
BASE 100

Grating width 127 mm

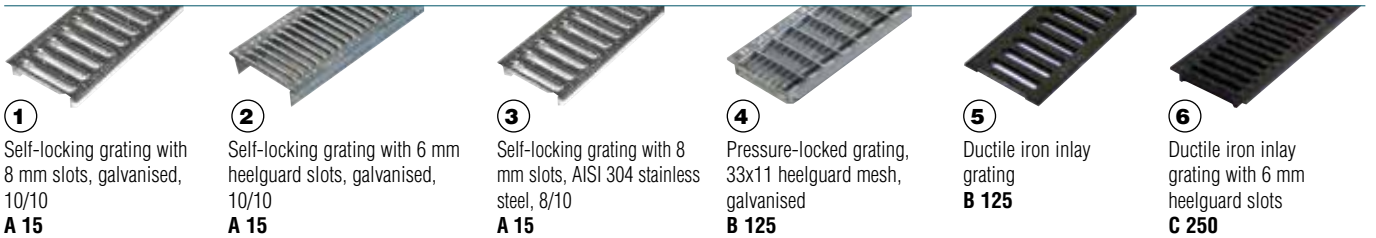
Polymer concrete channel complying with the UNI EN 1433 standard. The channels are sold exclusively in complete pallets and together with the gratings.



Base 100 channel dimensions



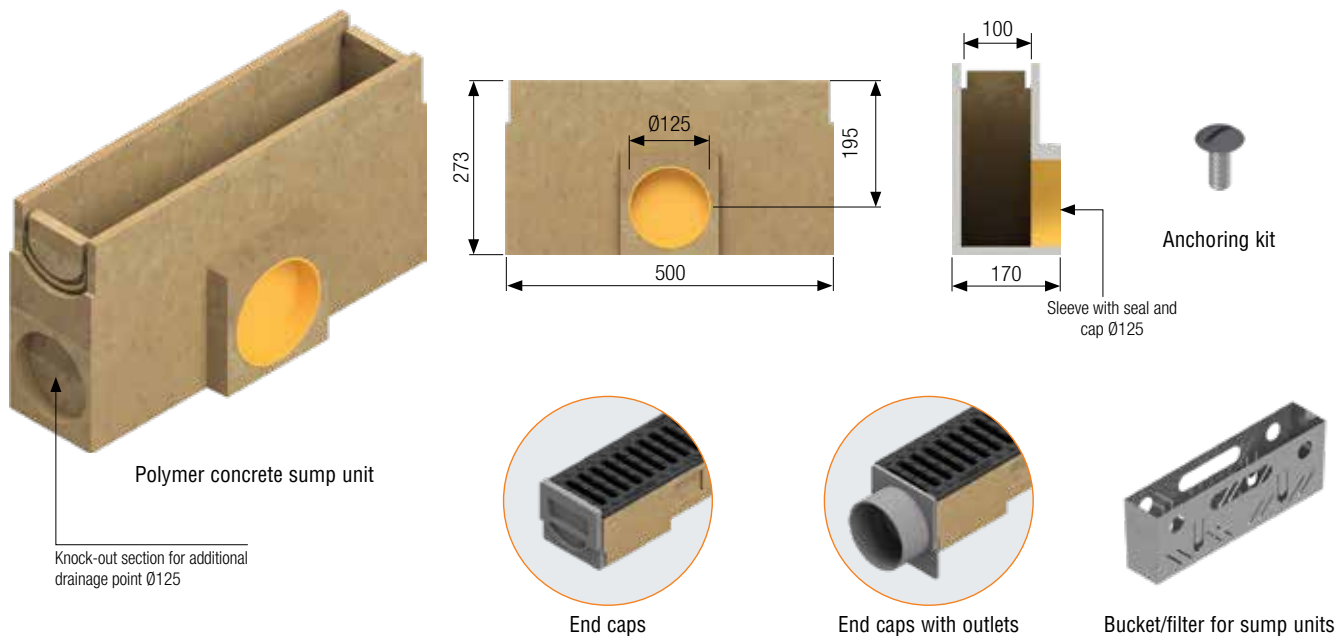
Available gratings



Base 100 channel complete with grating - Length 1000 / 500 mm

Channel L. mm	Code	Grating	Description of the channel assembled with the grating complete with accessories	Weight kg	Load class
1000	4505SLA	①	Channel complete with self-locking inlay grating made of press-formed metal sheet, galvanised, 8 mm slots, Th. 10/10	8.90	A 15
	4505SL8	②	Channel complete with self-locking inlay grating made of press-formed metal sheet, galvanised, 6 mm heelguard slots, Th. 10/10	9.02	
	4505SGIA	③	Channel complete with self-locking inlay grating made of AISI 304 stainless steel press-formed metal sheet, 8 mm slots, Th. 8/10	9.00	
	4505SAA	④	Channel complete with pressure-locked heelguard inlay grating 20x2-10x2 33x11, hot-dip galvanised	10.95	B 125
	4505SGGB	⑤	Channel complete with 2 x GJS500-7 ductile iron inlay gratings	12.70	
	4505SGSB	⑥	Channel complete with 2 x GJS500-7 ductile iron inlay gratings with 6 mm slots	15.16	
500	4506SLA	①	Channel complete with self-locking inlay grating made of press-formed metal sheet, galvanised, 8 mm slots, Th. 10/10	4.45	A 15
	4506SL8	②	Channel complete with self-locking inlay grating made of press-formed metal sheet, galvanised, 6 mm heelguard slots, Th. 10/10	4.51	
	4506SGIA	③	Channel complete with self-locking inlay grating made of AISI 304 stainless steel press-formed metal sheet, 8 mm slots, Th. 8/10	4.50	
	4506SAA	④	Channel complete with pressure-locked heelguard inlay grating 20x2-10x2 33x11, hot-dip galvanised	5.48	B 125
	4506SGGB	⑤	Channel complete with GJS500-7 ductile iron inlay grating	6.35	
	4506SGSB	⑥	Channel complete with GJS500-7 ductile iron inlay grating with 6 mm slots	7.58	

Base 100 accessories



Base 100 polymer concrete sump unit complete with grating - Length 500 mm

Sump unit L. mm	Code	Grating	Description of the sump unit assembled with the grating complete with accessories	Weight kg	Load class
500	4505PLA	①	Sump unit complete with self-locking inlay grating made of press-formed metal sheet, galvanised, 8 mm slots, Th. 10/10	13.22	A 15
	4505PL8	②	Sump unit complete with self-locking inlay grating made of press-formed metal sheet, galvanised, 6 mm heelguard slots, Th. 10/10	13.26	
	4505PGIA	③	Sump unit complete with self-locking inlay grating made of AISI 304 stainless steel press-formed metal sheet, 8 mm slots, Th. 8/10	13.10	
	4505PAA	④	Sump unit complete with pressure-locked heelguard inlay grating 20x2-10x2 33x11, hot-dip galvanised	14.05	B 125
	4505PGGB	⑤	Sump unit complete with GJS500-7 ductile iron inlay grating	14.95	
	4505PGSB	⑥	Sump unit complete with GJS500-7 ductile iron inlay grating with 6 mm heelguard slots	16.18	

Base 100 polymer concrete sump unit without grating and accessories

Code	Description	Weight kg
4505P	Polymer concrete sump unit L 500 mm	12.50
4505V	Removable filter bucket for Base 100 channel	0.92
4505T	End cap for channel	0.09
4505R	End cap with outlet for channel Ø75 mm	0.12
4505B	Anchor for Base 100 channel for ductile iron grating (2 x 1m)	0.91

Base 100 channel without grating - Length 1000 / 500 mm


Channel L. mm	Code	Description	Water passage mm	Run-off section cm ²	Weight kg	Pieces pallet
1000	4505S	Polymer concrete channel	100	62	7.8	96
500	4506S	Polymer concrete channel	100	62	4.5	loose

POLYMER CONCRETE CHANNELS

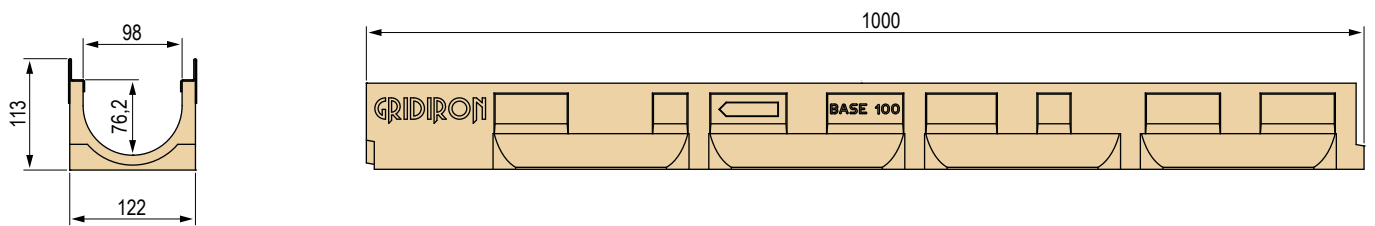
BASE 100 EVO (with edge rail)

Grating width 127 mm


Polymer concrete channel with galvanised protective edge rail complying with the UNI EN 1433 standard. The channels are sold exclusively in complete pallets and together with the gratings.




Base 100 EVO channel dimensions



Available gratings



① Pressure-locked grating, 33x11 heelguard mesh, galvanised
B 125



② Pressure-locked grating, 33x33 mesh, galvanised
B 125



③ Pressure-locked grating, 55x11 heelguard mesh, galvanised
B 125

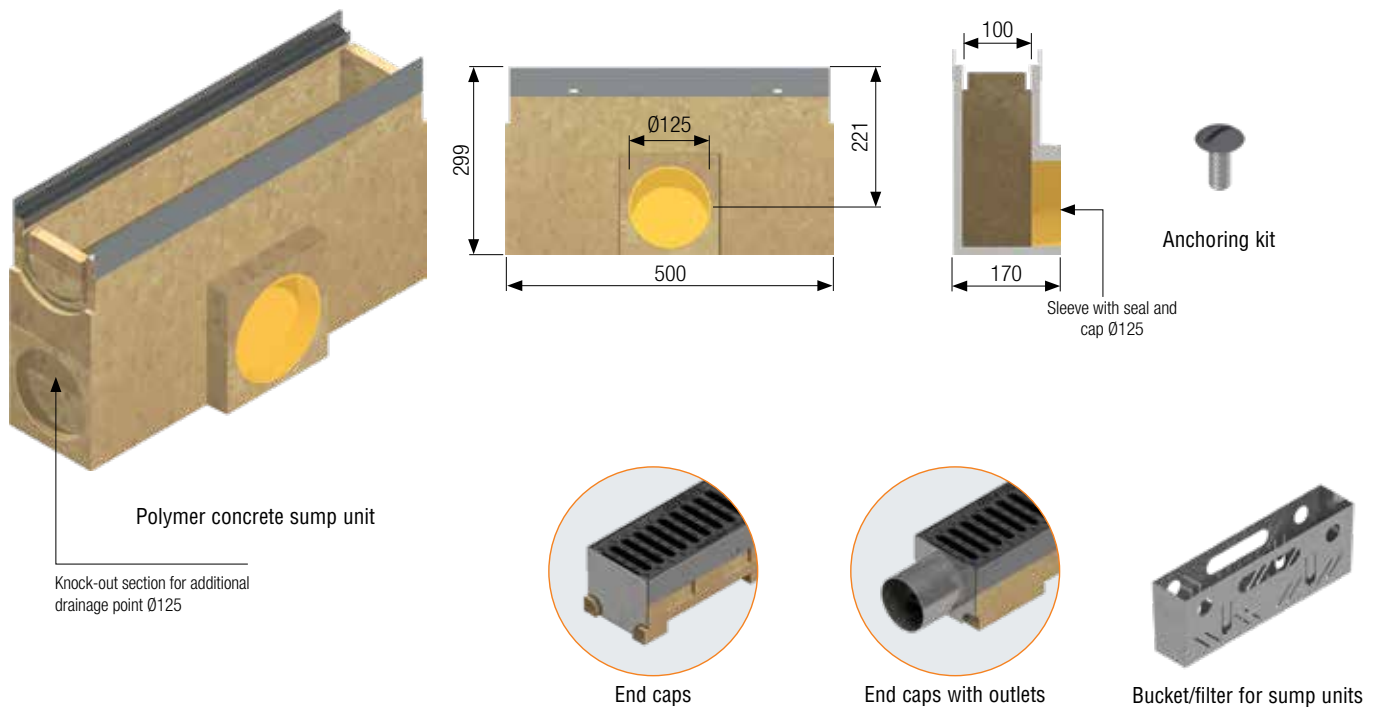


④ Ductile iron grating
C 250

Base 100 EVO channel complete with grating - Length 1000 / 500 mm

Channel L. mm	Code	Grating	Description of the channel assembled with the grating complete with accessories	Weight kg	Load class
1000	4505SPGA	①	EVO series channel complete with hot-dip galvanised 20x2-10x2 33x11 heelguard pressure-locked grating	11.93	B 125
	4505SPGP	②	EVO series channel complete with hot-dip galvanised 20x2-10x2 33x33 pressure-locked grating	10.98	
	4505SPGPB	③	EVO series channel complete with hot-dip galvanised 20x2-10x2 55x11 heelguard pressure-locked grating	11.45	
	4505SPG	④	EVO series channel complete with 2 x GJS500-7 ductile iron gratings	16.02	C 250

Base 100 EVO accessories



Base 100 EVO polymer concrete sump unit complete with grating - Length 500 mm

Sump unit L. mm	Code	Grating	Description of the sump unit assembled with the grating complete with accessories	Weight kg	Load class
500	4505PPGA	①	EVO series sump unit complete with hot-dip galvanised 20x2-10x2 33x11 heelguard pressure-locked grating	14.41	B 125
	4505PPGP	②	EVO series sump unit complete with hot-dip galvanised 20x2-10x2 33x33 pressure-locked grating	13.81	
	4505PPGPB	③	EVO series sump unit complete with hot-dip galvanised 20x2-10x2 55x11 heelguard pressure-locked grating	13.93	
	4505PPG	④	EVO series sump unit complete with GJS500-7 ductile iron grating	16.29	C 250

Base 100 EVO polymer concrete sump unit without grating and accessories

Code	Description	Weight kg
4505PP	EVO series polymer concrete sump unit L 500 mm	12.61
4505V	Removable filter bucket for Base 100 channel	0.92
4505PTI	End cap for channel	0.09
4505PRI	End cap with outlet for channel Ø75 mm	0.12
4351B	Anchor for hot-dip galvanised 20x2-10x2 33x33 pressure-locked grating (2 x 1m)	0.09
4351BA	Anchor for hot-dip galvanised 20x2-10x2 55x11 and 33x11 heelguard pressure-locked grating	0.09
4302B	Anchor for GJS500-7 ductile iron grating (2 x 1m)	0.09


Base 100 EVO channel without grating - Length 1000

Channel L. mm	Code	Description	Water passage mm	Run-off section cm ²	Weight kg	Pieces pallet
1000	4505SP	EVO series polymer concrete channel with galvanised edge rails	100	62	9.55	64

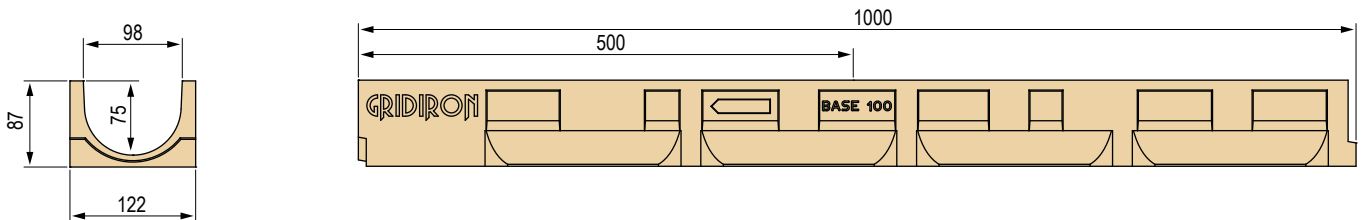
POLYMER CONCRETE CHANNELS

BASE 100 WITH THIN COVER

CENTRAL SLOT

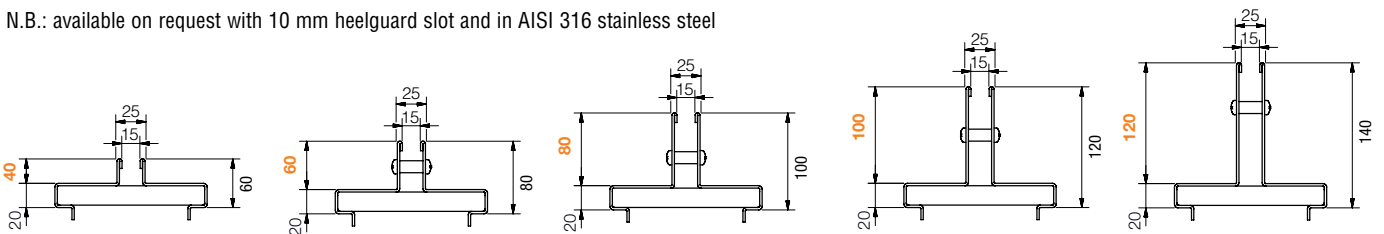


Base 100 channel dimensions



Available Thin covers

N.B.: available on request with 10 mm heelguard slot and in AISI 316 stainless steel



Base 100 channel without grating - Length 1000 / 500 mm

Channel L. mm	Code	Description	Water passage mm	Run-off section cm ²	Weight kg	Pieces pallet
1000	4505S	Polymer concrete channel	100	62	7.8	loose
500	4506S	Polymer concrete channel	100	62	4.5	loose

Base 100 polymer concrete sump unit without grating

Sump unit L. mm	Code	Description	Weight kg
500	4505P	Polymer concrete sump unit L 500 mm	12.50



Thin covers with central slot - Slot width 15 mm

GALVANISED

N.B.: the Thin cover is supplied loose

Cover L. mm	Code	Description	Slot height mm	Weight kg	Load class
1000	4505T0	Thin central cover, hot-dip galvanised, Th. 20/10	40	4.97	C 250
	4505PT	Thin central cover, hot-dip galvanised, Th. 20/10	60	5.60	
	4505T1	Thin central cover, hot-dip galvanised, Th. 20/10	80	6.22	D 400
	4505T2	Thin central cover, hot-dip galvanised, Th. 20/10	100	6.85	
	4505T3	Thin central cover, hot-dip galvanised, Th. 20/10	120	7.48	
500	4506T0	Thin central cover, hot-dip galvanised, Th. 20/10	40	2.49	C 250
	4506T	Thin central cover, hot-dip galvanised, Th. 20/10	60	2.80	
	4506T1	Thin central cover, hot-dip galvanised, Th. 20/10	80	3.11	D 400
	4506T2	Thin central cover, hot-dip galvanised, Th. 20/10	100	3.43	
	4506T3	Thin central cover, hot-dip galvanised, Th. 20/10	120	3.74	

AISI 304 STAINLESS STEEL

N.B.: the Thin cover is supplied loose

1000	4505I0	Thin central cover, AISI 304 stainless steel , Th. 20/10	40	4.97	C 250
	4505I	Thin central cover, AISI 304 stainless steel , Th. 20/10	60	5.59	
	4505I1	Thin central cover, AISI 304 stainless steel , Th. 20/10	80	6.22	D 400
	4505I2	Thin central cover, AISI 304 stainless steel , Th. 20/10	100	6.85	
	4505I3	Thin central cover, AISI 304 stainless steel , Th. 20/10	120	7.48	
500	4506I0	Thin central cover, AISI 304 stainless steel , Th. 20/10	40	2.49	C 250
	4506I	Thin central cover, AISI 304 stainless steel , Th. 20/10	60	2.80	
	4506I1	Thin central cover, AISI 304 stainless steel , Th. 20/10	80	3.11	D 400
	4506I2	Thin central cover, AISI 304 stainless steel , Th. 20/10	100	3.43	
	4506I3	Thin central cover, AISI 304 stainless steel , Th. 20/10	120	3.74	



Inspection buckets for Thin covers with central slot - Slot width 15 mm

GALVANISED

N.B.: the Thin bucket is supplied loose

Bucket L.mm	Code	Description	Slot height mm	Weight kg	Load class
500	4506V0	Inspection bucket for galvanised Thin central cover	40	3.98	C 250
	4506V	Inspection bucket for galvanised Thin central cover	60	4.69	
	4506V1	Inspection bucket for galvanised Thin central cover	80	5.39	D 400
	4506V2	Inspection bucket for galvanised Thin central cover	100	6.10	
	4506V3	Inspection bucket for galvanised Thin central cover	120	6.80	

AISI 304 STAINLESS STEEL

N.B.: the Thin bucket is supplied loose

500	4506VI0	Inspection bucket for Thin central cover made of AISI 304 stainless steel	40	3.98	C 250
	4506VI	Inspection bucket for Thin central cover made of AISI 304 stainless steel	60	4.69	
	4506VI1	Inspection bucket for Thin central cover made of AISI 304 stainless steel	80	5.39	D 400
	4506VI2	Inspection bucket for Thin central cover made of AISI 304 stainless steel	100	6.10	
	4506VI3	Inspection bucket for Thin central cover made of AISI 304 stainless steel	120	6.80	

Thin covers accessories




Code	Description
S4505TP5	PVC closure for 15mm thin slit cover, length = 500mm
S4505TP	PVC closure for 15mm thin slit cover, length = 1000mm

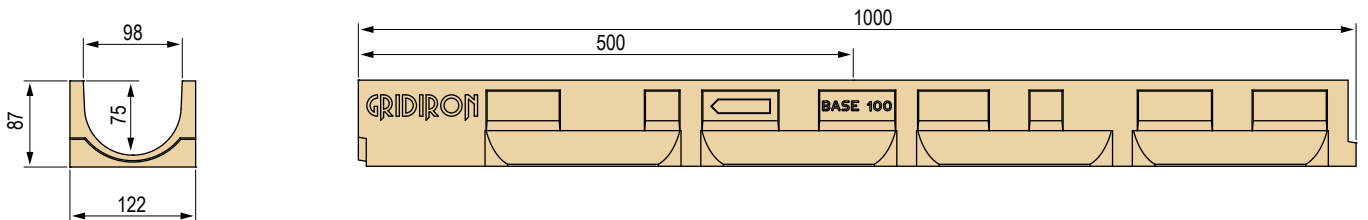
POLYMER CONCRETE CHANNELS

BASE 100 WITH THIN COVER

SIDE SLOT

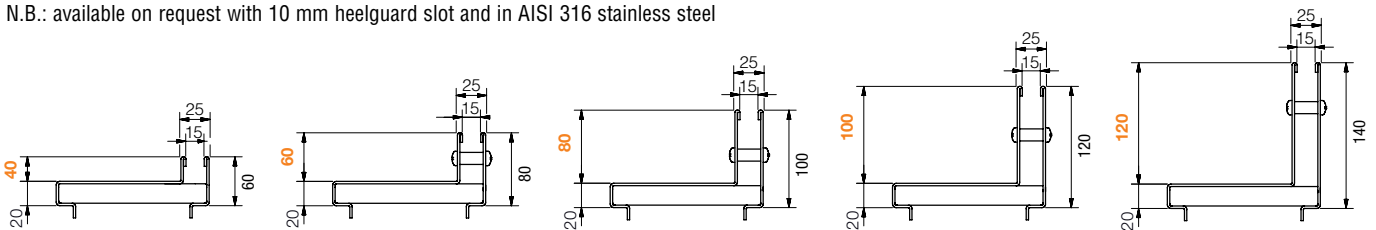


Base 100 channel dimensions



Available Thin covers

N.B.: available on request with 10 mm heelguard slot and in AISI 316 stainless steel



Base 100 channel without grating - Length 1000 / 500 mm

Channel L. mm	Code	Description	Water passage mm	Run-off section cm ²	Weight kg	Pieces pallet
1000	4505S	Polymer concrete channel	100	62	7.8	loose
500	4506S	Polymer concrete channel	100	62	4.5	loose

Base 100 polymer concrete sump unit without grating

Sump unit L. mm	Code	Description	Weight kg
500	4505P	Polymer concrete sump unit L 500 mm	12.50



Thin covers with side slot - Slot width 15 mm

GALVANISED

N.B.: the Thin cover is supplied loose

Cover L. mm	Code	Description	Slot height mm	Weight kg	Load class
1000	4505L0	Thin side cover, hot-dip galvanised, Th. 20/10	40	4.97	C 250
	4505L	Thin side cover, hot-dip galvanised, Th. 20/10	60	5.60	
	4505L1	Thin side cover, hot-dip galvanised, Th. 20/10	80	6.22	D 400
	4505L2	Thin side cover, hot-dip galvanised, Th. 20/10	100	6.85	
	4505L3	Thin side cover, hot-dip galvanised, Th. 20/10	120	7.48	
500	4506L0	Thin side cover, hot-dip galvanised, Th. 20/10	40	2.49	C 250
	4506L	Thin side cover, hot-dip galvanised, Th. 20/10	60	2.80	
	4506L1	Thin side cover, hot-dip galvanised, Th. 20/10	80	3.11	D 400
	4506L2	Thin side cover, hot-dip galvanised, Th. 20/10	100	3.43	
	4506L3	Thin side cover, hot-dip galvanised, Th. 20/10	120	3.74	

AISI 304 STAINLESS STEEL

N.B.: the Thin cover is supplied loose

1000	4505IL0	Thin side cover made of AISI 304 stainless steel Th. 20/10	40	4.97	C 250
	4505IL	Thin side cover made of AISI 304 stainless steel Th. 20/10	60	5.59	
	4505IL1	Thin side cover made of AISI 304 stainless steel Th. 20/10	80	6.22	D 400
	4505IL2	Thin side cover made of AISI 304 stainless steel Th. 20/10	100	6.85	
	4505IL3	Thin side cover made of AISI 304 stainless steel Th. 20/10	120	7.48	
500	4506IL0	Thin side cover made of AISI 304 stainless steel Th. 20/10	40	2.49	C 250
	4506IL	Thin side cover made of AISI 304 stainless steel Th. 20/10	60	2.80	
	4506IL1	Thin side cover made of AISI 304 stainless steel Th. 20/10	80	3.11	D 400
	4506IL2	Thin side cover made of AISI 304 stainless steel Th. 20/10	100	3.43	
	4506IL3	Thin side cover made of AISI 304 stainless steel Th. 20/10	120	3.74	



Inspection buckets for Thin covers with side slot - Slot width 15 mm

GALVANISED

N.B.: the Thin bucket is supplied loose

Bucket L.mm	Code	Description	Slot height mm	Weight kg	Load class
500	4506VL0	Inspection bucket for galvanised Thin side cover	40	3.98	C 250
	4506VL	Inspection bucket for galvanised Thin side cover	60	4.69	
	4506VL1	Inspection bucket for galvanised Thin side cover	80	5.39	D 400
	4506VL2	Inspection bucket for galvanised Thin side cover	100	6.10	
	4506VL3	Inspection bucket for galvanised Thin side cover	120	6.80	

AISI 304 STAINLESS STEEL

N.B.: the Thin bucket is supplied loose

500	4506VLI0	Inspection bucket for Thin side cover made of AISI 304 stainless steel	40	3.98	C 250
	4506VLI	Inspection bucket for Thin side cover made of AISI 304 stainless steel	60	4.69	
	4506VLI1	Inspection bucket for Thin side cover made of AISI 304 stainless steel	80	5.39	D 400
	4506VLI2	Inspection bucket for Thin side cover made of AISI 304 stainless steel	100	6.10	
	4506VLI3	Inspection bucket for Thin side cover made of AISI 304 stainless steel	120	6.80	



Thin covers accessories




Code	Description
S4505TP5	PVC closure for 15mm thin slit cover, length = 500mm
S4505TP	PVC closure for 15mm thin slit cover, length = 1000mm

POLYMER CONCRETE CHANNELS

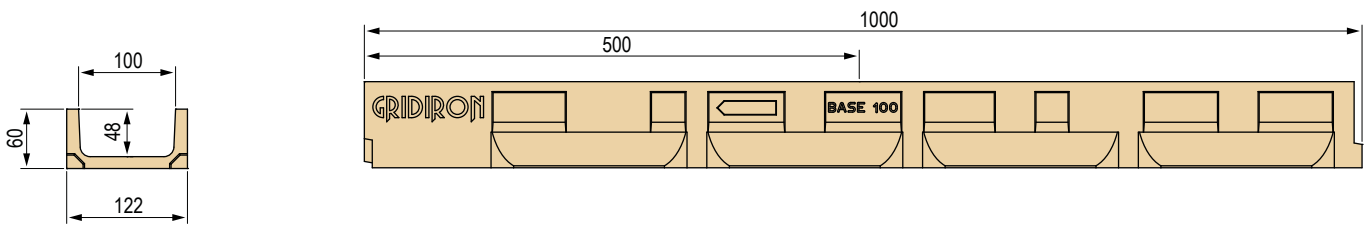
BASE 100 LOW

Grating width 127 mm

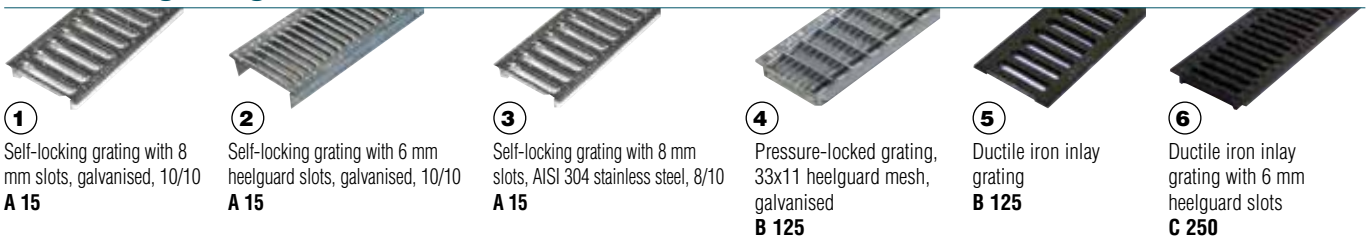
Polymer concrete channel complying with the UNI EN 1433 standard. The channels are sold exclusively in complete pallets and together with the gratings.



Base 100 Low channel dimensions



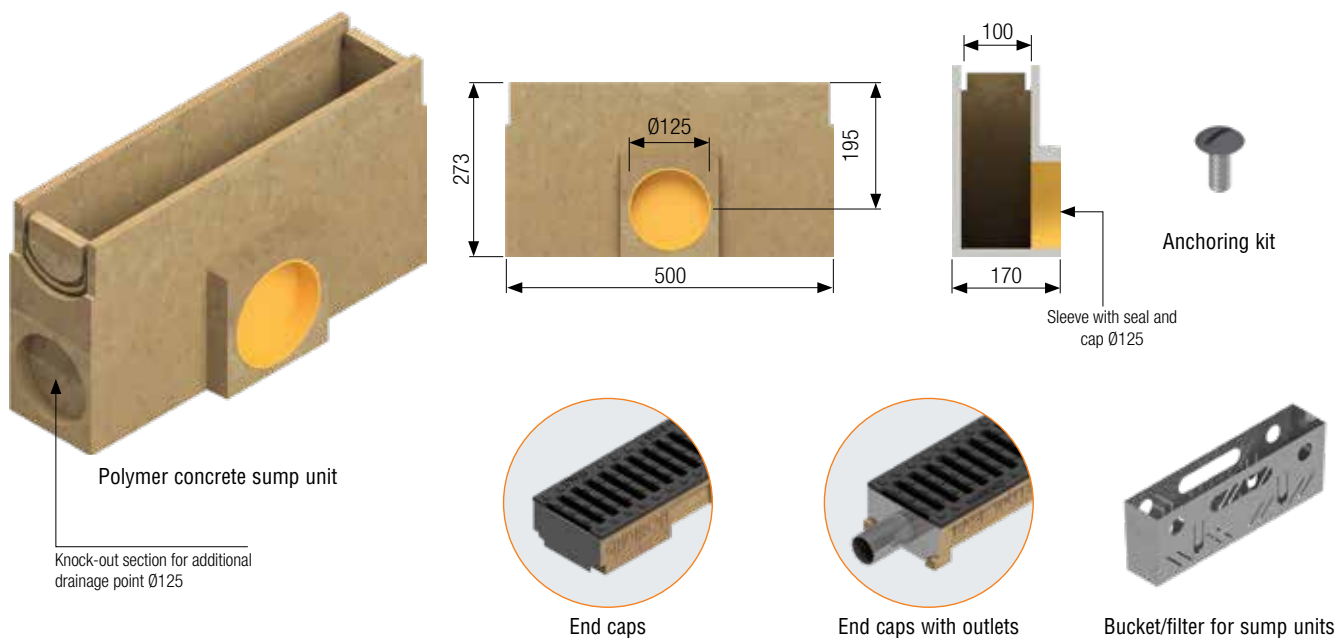
Available gratings



Base 100 Low channel complete with grating - Length 1000 / 500 mm

Channel L. mm	Code	Grating	Description of the channel assembled with the grating complete with accessories	Weight kg	Load class
1000	45L5SLA	①	Channel complete with self-locking inlay grating made of press-formed metal sheet, galvanised, 8 mm slots, Th. 10/10	7.12	A 15
	45L5SL6	②	Channel complete with self-locking inlay grating made of press-formed metal sheet, galvanised, 6 mm heelguard slots, Th. 10/10	7.04	
	45L5SGIA	③	Channel complete with self-locking inlay grating made of AISI 304 stainless steel press-formed metal sheet, 8 mm slots, Th. 8/10	6.80	
	45L5SAA	④	Channel complete with pressure-locked heelguard inlay grating 20x2-10x2 33x11, hot-dip galvanised	8.75	B 125
	45L5SGS	⑤	Channel complete with 2 x GJS500-7 ductile iron inlay gratings	10.50	
	45L5SGA	⑥	Channel complete with 2 x GJS500-7 ductile iron inlay gratings with 6 mm heelguard slots	12.96	C 250
500	45L6SLA	①	Channel complete with self-locking inlay grating made of press-formed metal sheet, galvanised, 8 mm slots, Th. 10/10	3.56	A 15
	45L6SL6	②	Channel complete with self-locking inlay grating made of press-formed metal sheet, galvanised, 6 mm heelguard slots, Th. 10/10	3.52	
	45L6SGIA	③	Channel complete with self-locking inlay grating made of AISI 304 stainless steel press-formed metal sheet, 8 mm slots, Th. 8/10	3.40	
	45L6SAA	④	Channel complete with pressure-locked heelguard inlay grating 20x2-10x2 33x11, hot-dip galvanised	4.38	B 125
	45L6SGS	⑤	Channel complete with GJS500-7 ductile iron inlay grating	5.25	
	45L6SGA	⑥	Channel complete with GJS500-7 ductile iron inlay grating with 6 mm heelguard slots	6.48	C 250

Base 100 Low accessories



Base 100 Low polymer concrete sump unit complete with grating - Length 500 mm

Sump unit L. mm	Code	Grating	Description of the sump unit assembled with the grating complete with accessories	Weight kg	Load class
500	4505PLA	①	Sump unit complete with self-locking inlay grating made of press-formed metal sheet, galvanised, 8 mm slots, Th. 10/10	13.22	A 15
	4505PL8	②	Sump unit complete with self-locking inlay grating made of press-formed metal sheet, galvanised, 6 mm heelguard slots, Th. 10/10	13.26	
	4505PGIA	③	Sump unit complete with self-locking inlay grating made of AISI 304 stainless steel press-formed metal sheet, 8 mm slots, Th. 8/10	13.10	
	4505PAA	④	Sump unit complete with pressure-locked heelguard inlay grating 20x2-10x2 33x11, hot-dip galvanised	14.08	B 125
	4505PGGB	⑤	Sump unit complete with GJS500-7 ductile iron inlay grating	14.95	
	4505PGSB	⑥	Sump unit complete with GJS500-7 ductile iron inlay grating with 6 mm heel-guard slots	16.18	

Base 100 Low polymer concrete sump unit without grating and accessories

Code	Description	Weight kg
4505P	Polymer concrete sump unit L 500 mm	12.50
4505V	Removable filter bucket for Base 100 Low channel	0.92
45L5TI	End cap for channel	0.09
45L5RI	End cap with outlet for channel Ø40 mm	0.12
4505B	Anchor for Base 100 Low channel for ductile iron grating (2 x 1m)	0.91

Base 100 Low channel without grating - Length 1000 / 500 mm


Channel L. mm	Code	Description	Water passage mm	Run-off section cm ²	Weight kg	Pieces pallet
1000	45L5S	Polymer concrete channel	100	46	4.7	104
500	45L6S	Polymer concrete channel	100	46	2.35	loose

POLYMER CONCRETE CHANNELS

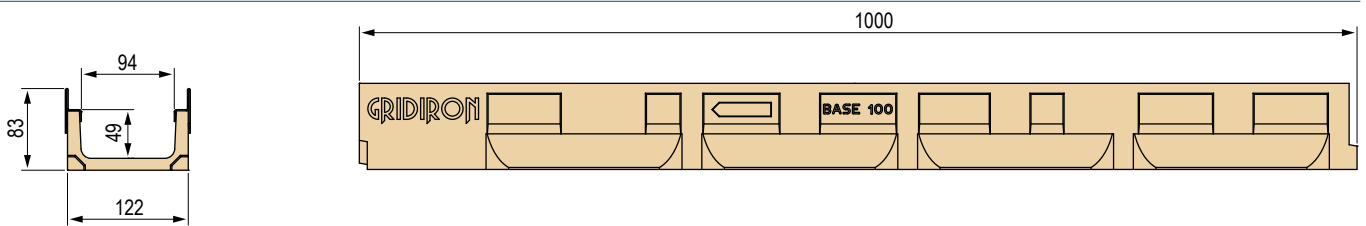
BASE 100 LOW EVO (with edge rails)

Grating width 127 mm


Polymer concrete channel with galvanised protective edge rail complying with the UNI EN 1433 standard. The channels are sold exclusively in complete pallets and together with the gratings.




Base 100 Low EVO channel dimensions



Available gratings



① Pressure-locked grating, 33x11 heelguard mesh, galvanised
B 125



② Pressure-locked grating, 33x33 mesh, galvanised
B 125



③ Pressure-locked grating, 55x11 heelguard mesh, galvanised
B 125

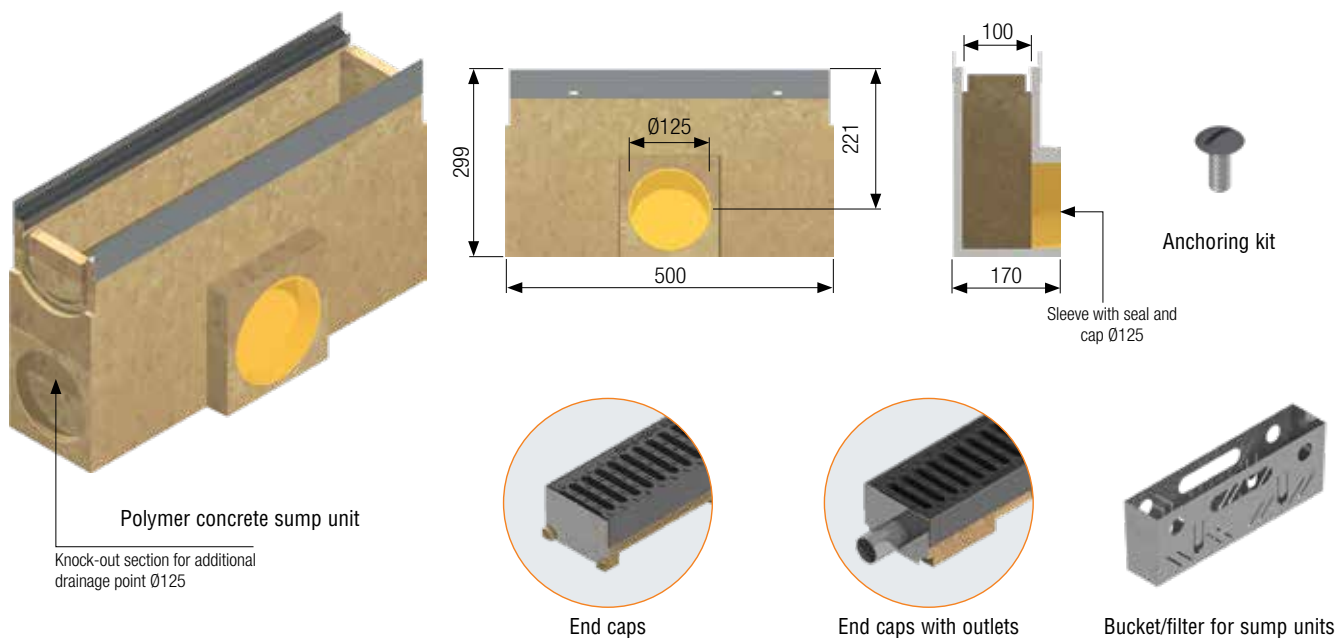


④ Ductile iron grating
C 250

Base 100 Low EVO channel complete with grating - Length 1000

Channel L. mm	Code	Grating	Description of the channel assembled with the grating complete with accessories	Weight kg	Load class
1000	45L5SPGA	①	EVO series channel complete with hot-dip galvanised 20x2-10x2 33x11 heelguard pressure-locked grating	9.73	B 125
	45L5SGP	②	EVO series channel complete with hot-dip galvanised 20x2-10x2 33x33 pressure-locked grating	8.78	
	45L5SPPB	③	EVO series channel complete with hot-dip galvanised 20x2-10x2 55x11 heelguard pressure-locked grating	9.25	
	45L5SPS	④	EVO series channel complete with 2 x GJS500-7 ductile iron gratings	13.82	C 250

Base 100 Low EVO accessories



Base 100 Low EVO polymer concrete sump unit complete with grating - Length 500 mm

Sump unit L. mm	Code	Grating	Description of the sump unit assembled with the grating complete with accessories	Weight kg	Load class
500	4505PPGA	①	EVO series sump unit complete with hot-dip galvanised 20x2-10x2 33x11 heelguard pressure-locked grating	14.41	B 125
	4505PPGP	②	EVO series sump unit complete with hot-dip galvanised 20x2-10x2 33x33 pressure-locked grating	13.81	
	4505PPGPB	③	EVO series sump unit complete with hot-dip galvanised 20x2-10x2 55x11 heelguard pressure-locked grating	13.93	
	4505PPG	④	EVO series sump unit complete with GJS500-7 ductile iron grating	16.29	C 250

Base 100 Low EVO polymer concrete sump unit without grating and accessories

Code	Description	Weight kg
4505PP	Polymer concrete sump unit L 500 mm	12.61
4505V	Removable filter bucket for Base 100 channel	0.92
45L5PTI	End cap for channel	0.09
45L5PRI	End cap with outlet for channel Ø40 mm	0.12
4351B	Anchor for hot-dip galvanised 20x2-10x2 33x33 pressure-locked grating (2 x 1m)	0.09
4351BA	Anchor for hot-dip galvanised 20x2-10x2 55x11 and 33x11 heelguard pressure-locked grating	0.09
4302B	Anchor for GJS500-7 ductile iron grating (2 x 1m)	0.09

Base 100 Low EVO channel without grating - Length 1000

Channel L. mm	Code	Description	Water passage mm	Run-off section cm ²	Weight kg	Pieces pallet
1000	45L5SP	EVO series polymer concrete channel with galvanised edge rails	100	46	8.66	104

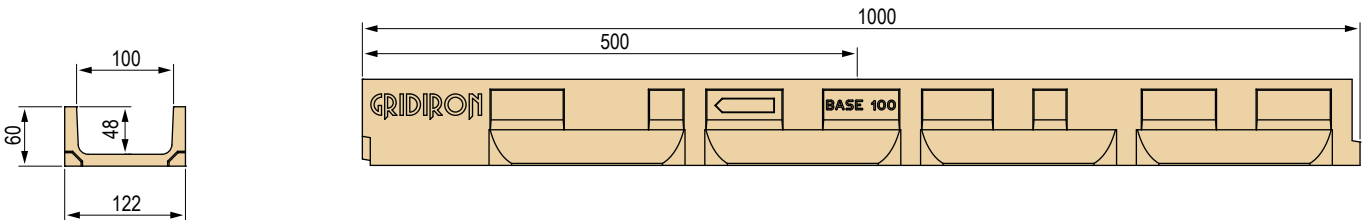
POLYMER CONCRETE CHANNELS

BASE 100 LOW WITH THIN COVER

CENTRAL SLOT

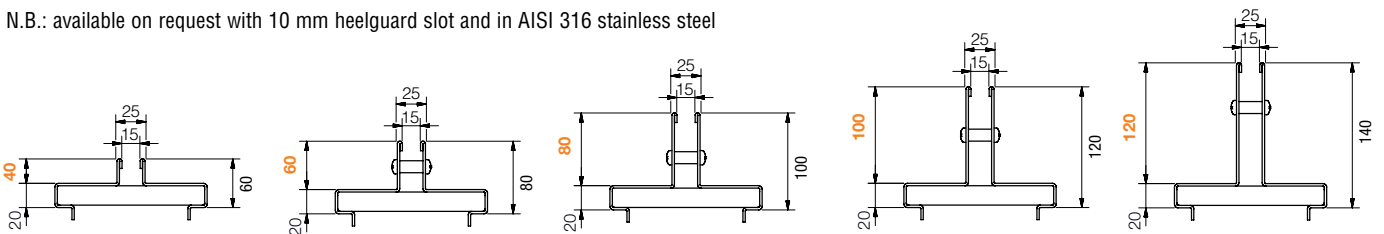


Base 100 Low channel dimensions



Available Thin covers

N.B.: available on request with 10 mm heelguard slot and in AISI 316 stainless steel



Base 100 Low channel without grating - Length 1000 / 500 mm

Channel L. mm	Code	Description	Water passage mm	Run-off section cm ²	Weight kg	Pieces pallet
1000	45L5S	Polymer concrete channel	100	46	4.7	loose
500	45L6S	Polymer concrete channel	100	46	2.35	loose

Base 100 Low polymer concrete sump unit without grating

Sump unit L. mm	Code	Description	Weight kg
500	4505P	Polymer concrete sump unit L 500 mm	12.50



Thin covers with central slot - Slot width 15 mm

GALVANISED

N.B.: the Thin cover is supplied loose

Cover L. mm	Code	Description	Slot height mm	Weight kg	Load class
1000	4505T0	Thin central cover, hot-dip galvanised, Th. 20/10	40	4.97	C 250
	4505PT	Thin central cover, hot-dip galvanised, Th. 20/10	60	5.60	
	4505T1	Thin central cover, hot-dip galvanised, Th. 20/10	80	6.22	D 400
	4505T2	Thin central cover, hot-dip galvanised, Th. 20/10	100	6.85	
	4505T3	Thin central cover, hot-dip galvanised, Th. 20/10	120	7.48	
500	4506T0	Thin central cover, hot-dip galvanised, Th. 20/10	40	2.49	C 250
	4506T	Thin central cover, hot-dip galvanised, Th. 20/10	60	2.80	
	4506T1	Thin central cover, hot-dip galvanised, Th. 20/10	80	3.11	D 400
	4506T2	Thin central cover, hot-dip galvanised, Th. 20/10	100	3.43	
	4506T3	Thin central cover, hot-dip galvanised, Th. 20/10	120	3.74	

AISI 304 STAINLESS STEEL

N.B.: the Thin cover is supplied loose

1000	4505I0	Thin central cover, AISI 304 stainless steel , Th. 20/10	40	4.97	C 250
	4505I	Thin central cover, AISI 304 stainless steel , Th. 20/10	60	5.59	
	4505I1	Thin central cover, AISI 304 stainless steel , Th. 20/10	80	6.22	D 400
	4505I2	Thin central cover, AISI 304 stainless steel , Th. 20/10	100	6.85	
	4505I3	Thin central cover, AISI 304 stainless steel , Th. 20/10	120	7.48	
500	4506I0	Thin central cover, AISI 304 stainless steel , Th. 20/10	40	2.49	C 250
	4506I	Thin central cover, AISI 304 stainless steel , Th. 20/10	60	2.80	
	4506I1	Thin central cover, AISI 304 stainless steel , Th. 20/10	80	3.11	D 400
	4506I2	Thin central cover, AISI 304 stainless steel , Th. 20/10	100	3.43	
	4506I3	Thin central cover, AISI 304 stainless steel , Th. 20/10	120	3.74	



Inspection buckets for Thin covers with central slot - Slot width 15 mm

GALVANISED

N.B.: the Thin bucket is supplied loose

Bucket L.mm	Code	Description	Slot height mm	Weight kg	Load class
500	4506V0	Inspection bucket for galvanised Thin central cover	40	3.98	C 250
	4506V	Inspection bucket for galvanised Thin central cover	60	4.69	
	4506V1	Inspection bucket for galvanised Thin central cover	80	5.39	D 400
	4506V2	Inspection bucket for galvanised Thin central cover	100	6.10	
	4506V3	Inspection bucket for galvanised Thin central cover	120	6.80	

AISI 304 STAINLESS STEEL

N.B.: the Thin bucket is supplied loose

500	4506VI0	Inspection bucket for Thin central cover made of AISI 304 stainless steel	40	3.98	C 250
	4506VI	Inspection bucket for Thin central cover made of AISI 304 stainless steel	60	4.69	
	4506VI1	Inspection bucket for Thin central cover made of AISI 304 stainless steel	80	5.39	D 400
	4506VI2	Inspection bucket for Thin central cover made of AISI 304 stainless steel	100	6.10	
	4506VI3	Inspection bucket for Thin central cover made of AISI 304 stainless steel	120	6.80	

Thin covers accessories



Code	Description
S4505TP5	PVC closure for 15mm thin slit cover, length = 500mm
S4505TP	PVC closure for 15mm thin slit cover, length = 1000mm

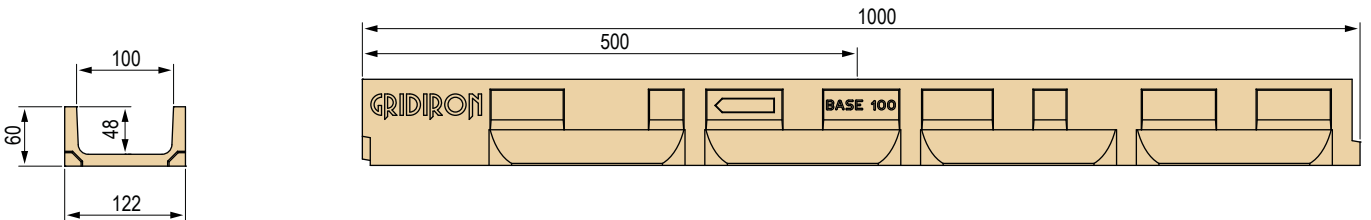
POLYMER CONCRETE CHANNELS

BASE 100 LOW WITH THIN COVER

SIDE SLOT

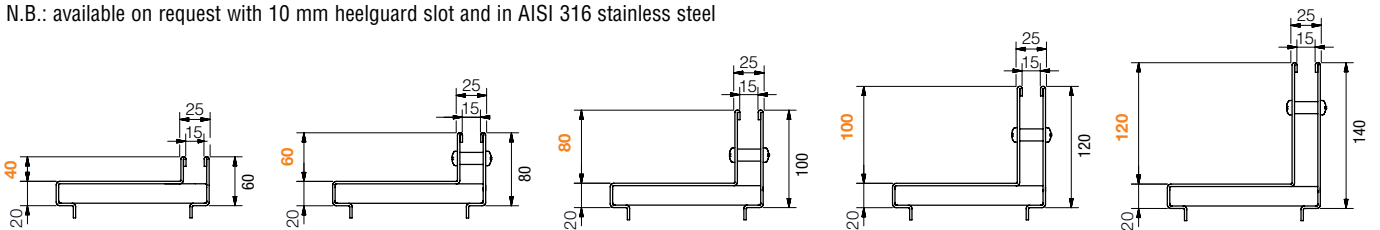


Base 100 Low channel dimensions



Available Thin covers

N.B.: available on request with 10 mm heelguard slot and in AISI 316 stainless steel



Base 100 Low channel without grating - Length 1000 / 500 mm

Channel L. mm	Code	Description	Water passage mm	Run-off section cm ²	Weight kg	Pieces pallet
1000	45L5S	Polymer concrete channel	100	46	4.7	loose
500	45L6S	Polymer concrete channel	100	46	2.35	loose

Base 100 Low polymer concrete sump unit without grating

Sump unit L. mm	Code	Description	Weight kg
500	4505P	Polymer concrete sump unit L 500 mm	12.50



Thin covers with side slot - Slot width 15 mm

GALVANISED

N.B.: the Thin cover is supplied loose

Cover L. mm	Code	Description	Slot height mm	Weight kg	Load class
1000	4505L0	Thin side cover, hot-dip galvanised, Th. 20/10	40	4.97	C 250
	4505L	Thin side cover, hot-dip galvanised, Th. 20/10	60	5.60	
	4505L1	Thin side cover, hot-dip galvanised, Th. 20/10	80	6.22	D 400
	4505L2	Thin side cover, hot-dip galvanised, Th. 20/10	100	6.85	
	4505L3	Thin side cover, hot-dip galvanised, Th. 20/10	120	7.48	
500	4506L0	Thin side cover, hot-dip galvanised, Th. 20/10	40	2.49	C 250
	4506L	Thin side cover, hot-dip galvanised, Th. 20/10	60	2.80	
	4506L1	Thin side cover, hot-dip galvanised, Th. 20/10	80	3.11	D 400
	4506L2	Thin side cover, hot-dip galvanised, Th. 20/10	100	3.43	
	4506L3	Thin side cover, hot-dip galvanised, Th. 20/10	120	3.74	

AISI 304 STAINLESS STEEL

N.B.: the Thin cover is supplied loose

Cover L. mm	Code	Description	Slot height mm	Weight kg	Load class
1000	4505IL0	Thin side cover, AISI 304 stainless steel , Th. 20/10	40	4.97	C 250
	4505IL	Thin side cover, AISI 304 stainless steel , Th. 20/10	60	5.59	
	4505IL1	Thin side cover, AISI 304 stainless steel , Th. 20/10	80	6.22	D 400
	4505IL2	Thin side cover, AISI 304 stainless steel , Th. 20/10	100	6.85	
	4505IL3	Thin side cover, AISI 304 stainless steel , Th. 20/10	120	7.48	
500	4506IL0	Thin side cover, AISI 304 stainless steel , Th. 20/10	40	2.49	C 250
	4506IL	Thin side cover, AISI 304 stainless steel , Th. 20/10	60	2.80	
	4506IL1	Thin side cover, AISI 304 stainless steel , Th. 20/10	80	3.11	D 400
	4506IL2	Thin side cover, AISI 304 stainless steel , Th. 20/10	100	3.43	
	4506IL3	Thin side cover, AISI 304 stainless steel , Th. 20/10	120	3.74	



Inspection buckets for Thin covers with side slot - Slot width 15 mm

GALVANISED

N.B.: the Thin bucket is supplied loose

Bucket L.mm	Code	Description	Slot height mm	Weight kg	Load class
500	4506VL0	Inspection bucket for galvanised Thin side cover	40	3.98	C 250
	4506VL	Inspection bucket for galvanised Thin side cover	60	4.69	
	4506VL1	Inspection bucket for galvanised Thin side cover	80	5.39	D 400
	4506VL2	Inspection bucket for galvanised Thin side cover	100	6.10	
	4506VL3	Inspection bucket for galvanised Thin side cover	120	6.80	

AISI 304 STAINLESS STEEL

N.B.: the Thin bucket is supplied loose

Bucket L.mm	Code	Description	Slot height mm	Weight kg	Load class
500	4506VLI0	Inspection bucket for Thin side cover made of AISI 304 stainless steel	40	3.98	C 250
	4506VLI	Inspection bucket for Thin side cover made of AISI 304 stainless steel	60	4.69	
	4506VLI1	Inspection bucket for Thin side cover made of AISI 304 stainless steel	80	5.39	D 400
	4506VLI2	Inspection bucket for Thin side cover made of AISI 304 stainless steel	100	6.10	
	4506VLI3	Inspection bucket for Thin side cover made of AISI 304 stainless steel	120	6.80	

Thin covers accessories




Code	Description
S4505TP5	PVC closure for 15mm thin slit cover, length = 500mm
S4505TP	PVC closure for 15mm thin slit cover, length = 1000mm

POLYMER CONCRETE CHANNELS

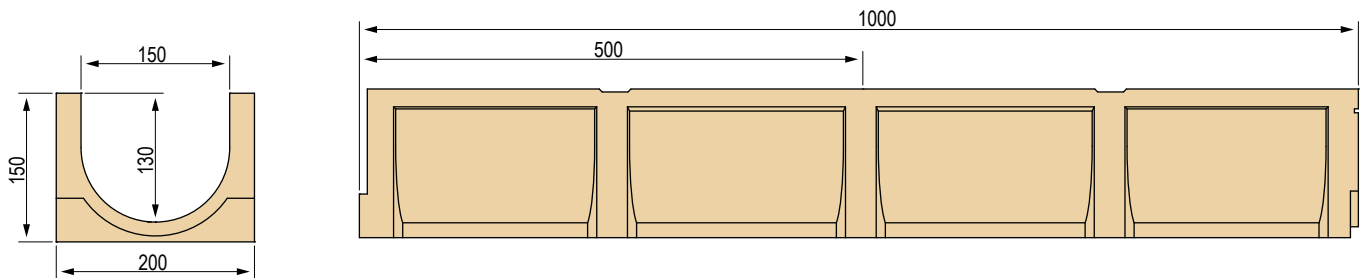
BASE 150

Grating width 200 mm

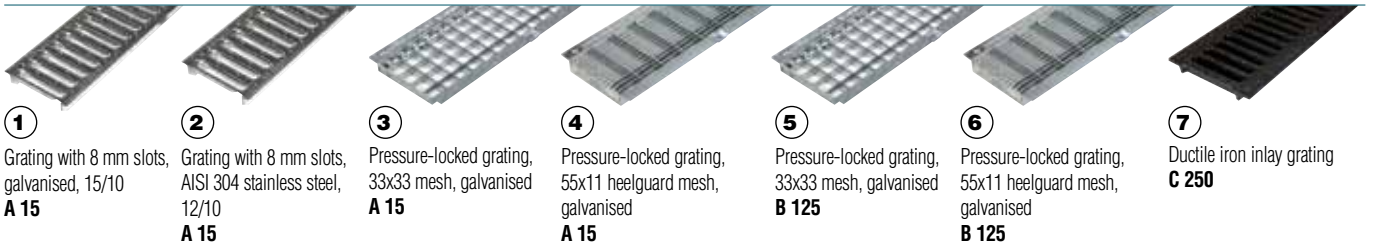
Polymer concrete channel complying with the UNI EN 1433 standard.
The channels are sold exclusively in complete pallets and together with the gratings.



Base 150 channel dimensions




Available gratings



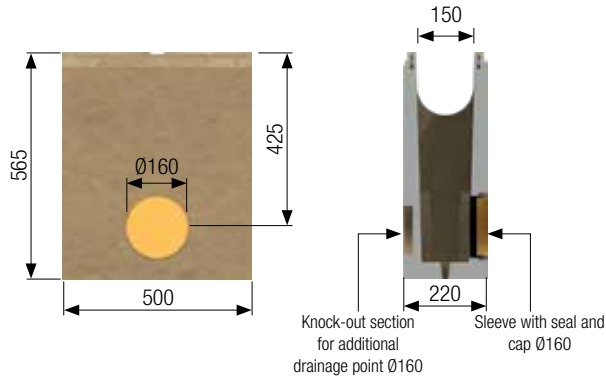
Base 150 channel complete with grating - Length 1000 / 500 mm

Channel L. mm	Code	Grating	Description of the channel assembled with the grating complete with accessories	Weight kg	Load class
1000	4510SGL	①	Channel complete with self-locking inlay grating made of press-formed metal sheet, galvanised, 8 mm slots, Th. 15/10	17.57	A 15
	4510SGLI	②	Channel complete with inlay grating made of AISI 304 stainless steel press-formed metal sheet, 8 mm slots, Th. 12/10	17.67	
	4510SA	③	Channel complete with pressure-locked inlay grating 20x2-10x2 33x33, hot-dip galvanised	17.21	
	4510SAA	④	Channel complete with pressure-locked heelguard inlay grating 20x2-10x2 55x11, hot-dip galvanised	18.15	B 125
	4510SB	⑤	Channel complete with pressure-locked inlay grating 30x2-10x2 33x33, hot-dip galvanised	19.27	
	4510SBA	⑥	Channel complete with pressure-locked heelguard inlay grating 30x2-10x2 55x11, hot-dip galvanised	19.61	
	4510SGS	⑦	Channel complete with 2 x GJS500-7 ductile iron inlay gratings	26.23	
500	4511SGL	①	Channel complete with self-locking inlay grating made of press-formed metal sheet, galvanised, 8 mm slots, Th. 15/10	8.79	A 15
	4511SGLI	②	Channel complete with inlay grating made of AISI 304 stainless steel press-formed metal sheet, 8 mm slots, Th. 12/10	8.84	
	4511SA	③	Channel complete with pressure-locked inlay grating 20x2-10x2 33x33, hot-dip galvanised	8.61	
	4511SAA	④	Channel complete with pressure-locked heelguard inlay grating 20x2-10x2 55x11, hot-dip galvanised	9.08	B 125
	4511SB	⑤	Channel complete with pressure-locked inlay grating 30x2-10x2 33x33, hot-dip galvanised	9.64	
	4511SBA	⑥	Channel complete with pressure-locked heelguard inlay grating 30x2-10x2 55x11, hot-dip galvanised	9.81	
	4511SGS	⑦	Channel complete with GJS500-7 ductile iron inlay grating	13.12	
					C 250


Base 150 accessories




Polymer concrete sump unit



Anchoring kit



End caps



End caps with outlets



Bucket/filter for sump units

Base 150 polymer concrete sump unit complete with grating - Length 500 mm

Sump unit L. mm	Code	Grating	Description of the sump unit assembled with the grating complete with accessories	Weight kg	Load class
500	4510PGL	①	Sump unit complete with self-locking inlay grating made of press-formed metal sheet, galvanised, 8 mm slots, Th. 15/10	74.05	A 15
	4510PGLI	②	Sump unit complete with inlay grating made of AISI 304 stainless steel press-formed metal sheet, 8 mm slots, Th. 12/10	74.10	
	4510PA	③	Sump unit complete with pressure-locked inlay grating 20x2-10x2 33x33, hot-dip galvanised	73.87	
	4510PAA	④	Sump unit complete with pressure-locked heelguard inlay grating 20x2-10x2 55x11, hot-dip galvanised	74.34	B 125
	4510PB	⑤	Sump unit complete with pressure-locked inlay grating 30x2-10x2 33x33, hot-dip galvanised	74.90	
	4510PBA	⑥	Sump unit complete with pressure-locked heelguard inlay grating 30x2-10x2 55x11, hot-dip galvanised	75.07	
	4510PGS	⑦	Sump unit complete with GJS500-7 ductile iron inlay grating	78.38	

Base 150 polymer concrete sump unit without grating and accessories

Code	Description	Weight kg
4510P	Polymer concrete sump unit L 500 mm	72.25
4R02VI	Bucket/filter, AISI 304 stainless steel	4.10
4510T	End cap for channel	1.31
4510R	End cap with outlet for channel Ø110 mm	1.64
4510K	Kit for anchoring the grating to the channel and sump unit	0.024

Base 150 channel without grating - Length 1000 / 500 mm


Channel L. mm	Code	Description	Water passage mm	Run-off section cm ²	Weight kg	Pieces pallet
1000	4510S	Polymer concrete channel	150	170.8	13.97	40
500	4511S	Polymer concrete channel	150	170.8	6.45	loose

POLYMER CONCRETE CHANNELS

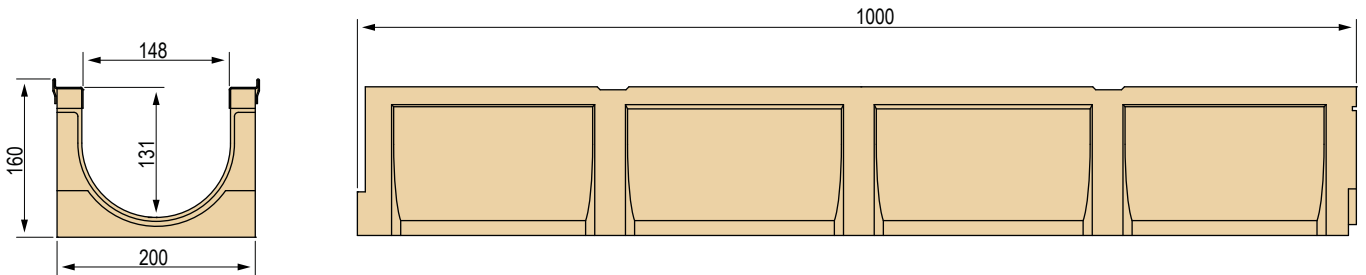
BASE 150 EVO (with edge rail)

Grating width 200 mm

Polymer concrete channel with galvanised protective edge rail complying with the UNI EN 1433 standard. The channels are sold exclusively in complete pallets and together with the gratings.



Base 150 EVO channel dimensions



Available grating

GJS500-7 ductile iron
inlay grating
C 250



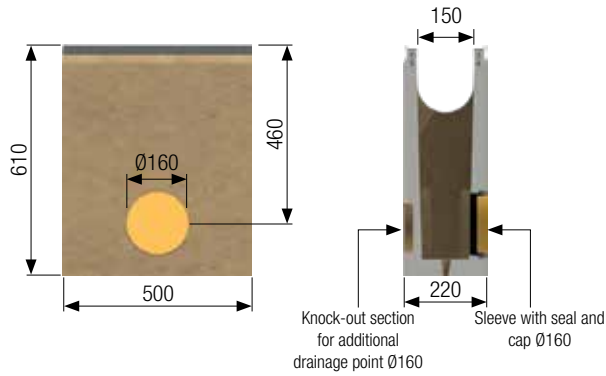
Base 150 EVO channel complete with grating - Length 1000 mm

Channel L. mm	Code	Description of the channel assembled with the grating complete with accessories	Weight kg	Load class
1000	4510SPS	EVO Series channel with galvanised edge rails, complete with 2 x GJS500-7 ductile iron inlay gratings	27.69	C 250


Base 150 EVO accessories




Polymer concrete sump unit



Anchoring kit



End caps



End caps with outlets



Bucket/filter for sump units

Base 150 EVO polymer concrete sump unit complete with grating - Length 500 mm

Sump unit L. mm	Code	Description of the sump unit assembled with the grating complete with accessories	Weight kg	Load class
500	4510PPS	Sump unit complete with GJS500-7 ductile iron inlay grating	79.11	C 250

Base 150 EVO polymer concrete sump unit without grating and accessories

Code	Description	Weight kg
4510PP	Polymer concrete sump unit L 500 mm	20.45
4R02VI	Bucket/filter, AISI 304 stainless steel	4.10
4510T	End cap for channel	1.31
4510R	End cap with outlet for channel Ø110 mm	1.64
4510K	Kit for anchoring the grating to the channel and sump unit	0.024


Base 150 EVO channel without grating - Length 1000 mm

Channel L. mm	Code	Description	Water passage mm	Run-off section cm ²	Weight kg	Pieces pallet
1000	4510SP	EVO series channel with galvanised edge rails	150	170.8	15.41	40

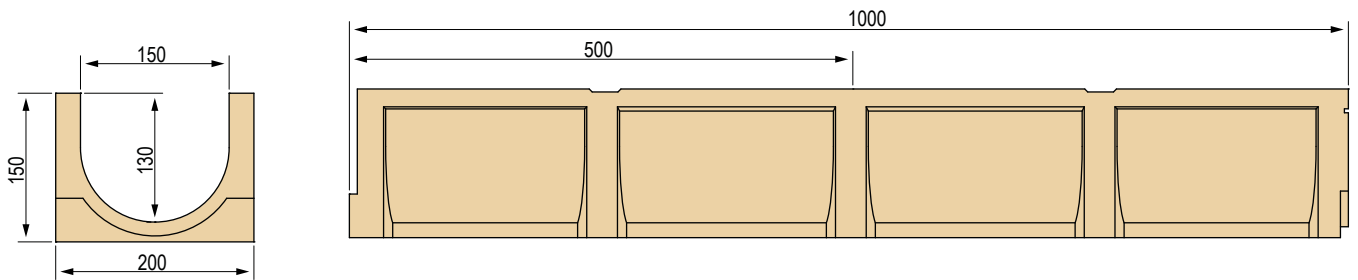
POLYMER CONCRETE CHANNELS

BASE 150 WITH THIN COVER

CENTRAL SLOT

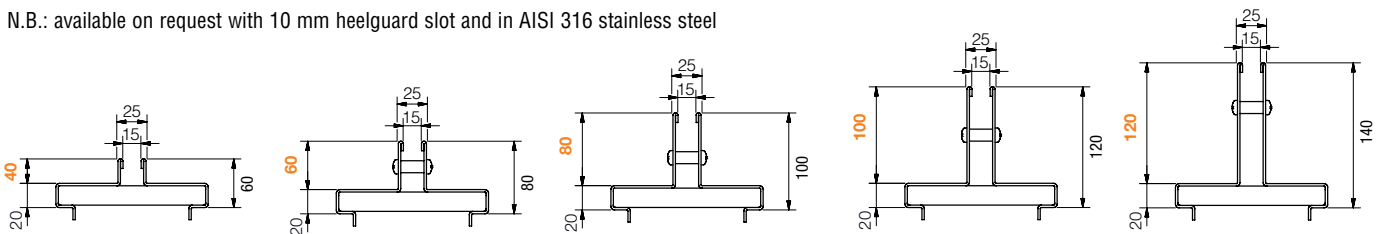


Base 150 channel dimensions



Available Thin covers

N.B.: available on request with 10 mm heelguard slot and in AISI 316 stainless steel



Base 150 channel without grating - Length 1000 / 500 mm

Channel L. mm	Code	Description	Water passage mm	Run-off section cm ²	Weight kg	Pieces pallet
1000	4510S	Polymer concrete channel	150	170.8	13.97	loose
500	4511S	Polymer concrete channel	150	170.8	6.45	loose

Base 150 polymer concrete sump unit without grating

Sump unit L. mm	Code	Description	Weight kg
500	4510P	Polymer concrete sump unit L 500 mm	72.25



Thin covers with central slot - Slot width 15 mm

GALVANISED

N.B.: the Thin cover is supplied loose

Cover L. mm	Code	Description	Slot height mm	Weight kg	Load class
1000	4510T0	Thin central cover, hot-dip galvanised, Th. 20/10	40	6.73	C 250
	4510PT	Thin central cover, hot-dip galvanised, Th. 20/10	60	7.36	
	4510T1	Thin central cover, hot-dip galvanised, Th. 20/10	80	7.99	D 400
	4510T2	Thin central cover, hot-dip galvanised, Th. 20/10	100	8.61	
	4510T3	Thin central cover, hot-dip galvanised, Th. 20/10	120	9.24	
500	4511T0	Thin central cover, hot-dip galvanised, Th. 20/10	40	3.37	C 250
	4511T	Thin central cover, hot-dip galvanised, Th. 20/10	60	3.68	
	4511T1	Thin central cover, hot-dip galvanised, Th. 20/10	80	4.00	D 400
	4511T2	Thin central cover, hot-dip galvanised, Th. 20/10	100	4.31	
	4511T3	Thin central cover, hot-dip galvanised, Th. 20/10	120	4.62	

AISI 304 STAINLESS STEEL

N.B.: the Thin cover is supplied loose

1000	4510I0	Thin central cover, AISI 304 stainless steel , Th. 20/10	40	6.73	C 250
	4510I	Thin central cover, AISI 304 stainless steel , Th. 20/10	60	7.36	
	4510I1	Thin central cover, AISI 304 stainless steel , Th. 20/10	80	7.99	D 400
	4510I2	Thin central cover, AISI 304 stainless steel , Th. 20/10	100	8.61	
	4510I3	Thin central cover, AISI 304 stainless steel , Th. 20/10	120	9.24	
500	4511I0	Thin central cover, AISI 304 stainless steel , Th. 20/10	40	3.37	C 250
	4511I	Thin central cover, AISI 304 stainless steel , Th. 20/10	60	3.68	
	4511I1	Thin central cover, AISI 304 stainless steel , Th. 20/10	80	4.00	D 400
	4511I2	Thin central cover, AISI 304 stainless steel , Th. 20/10	100	4.31	
	4511I3	Thin central cover, AISI 304 stainless steel , Th. 20/10	120	4.62	



Inspection buckets for Thin covers with central slot - Slot width 15 mm

GALVANISED

N.B.: the Thin bucket is supplied loose

Bucket L.mm	Code	Description	Slot height mm	Weight kg	Load class
500	4511V0	Inspection bucket for galvanised Thin central cover	40	5.13	C 250
	4511V	Inspection bucket for galvanised Thin central cover	60	5.88	
	4511V1	Inspection bucket for galvanised Thin central cover	80	6.63	D 400
	4511V2	Inspection bucket for galvanised Thin central cover	100	7.37	
	4511V3	Inspection bucket for galvanised Thin central cover	120	8.12	

AISI 304 STAINLESS STEEL

N.B.: the Thin bucket is supplied loose

500	4511VI0	Inspection bucket for Thin central cover made of AISI 304 stainless steel	40	5.13	C 250
	4511VI	Inspection bucket for Thin central cover made of AISI 304 stainless steel	60	5.88	
	4511VI1	Inspection bucket for Thin central cover made of AISI 304 stainless steel	80	6.63	D 400
	4511VI2	Inspection bucket for Thin central cover made of AISI 304 stainless steel	100	7.37	
	4511VI3	Inspection bucket for Thin central cover made of AISI 304 stainless steel	120	8.12	

Thin covers accessories




Code	Description
S4505TP5	PVC closure for 15mm thin slit cover, length = 500mm
S4505TP	PVC closure for 15mm thin slit cover, length = 1000mm

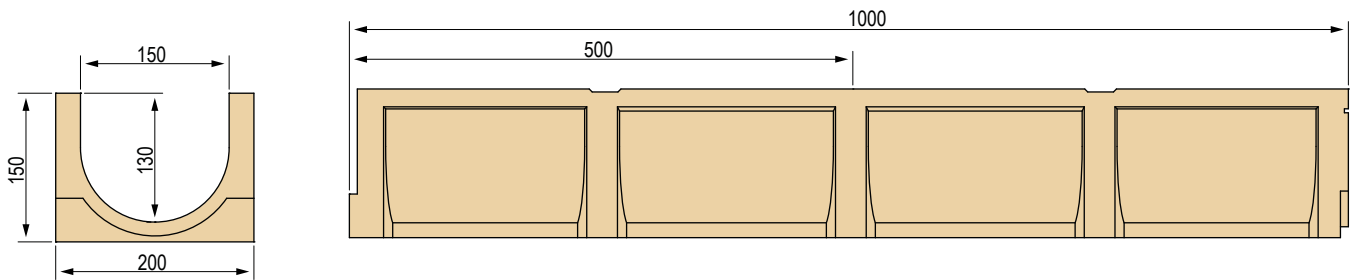
POLYMER CONCRETE CHANNELS

BASE 150 WITH THIN COVER

SIDE SLOT

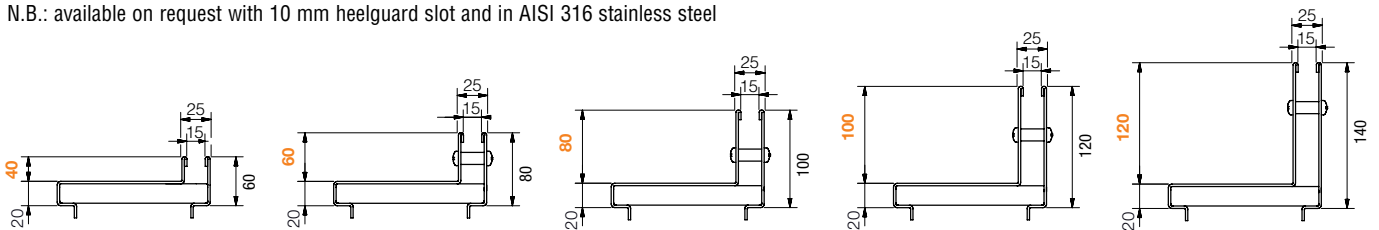


Base 150 channel dimensions



Available Thin covers

N.B.: available on request with 10 mm heelguard slot and in AISI 316 stainless steel



Base 150 channel without grating - Length 1000 / 500 mm

Channel L. mm	Code	Description	Water passage mm	Run-off section cm ²	Weight kg	Pieces pallet
1000	4510S	Polymer concrete channel	150	170.8	13.97	loose
500	4511S	Polymer concrete channel	150	170.8	6.45	loose

Base 150 polymer concrete sump unit without grating

Sump unit L. mm	Code	Description	Weight kg
500	4510P	Polymer concrete sump unit L 500 mm	72.25



Thin covers with side slot - Slot width 15 mm

GALVANISED

N.B.: the Thin cover is supplied loose

Cover L. mm	Code	Description	Slot height mm	Weight kg	Load class
1000	4510L0	Thin side cover, hot-dip galvanised, Th. 20/10	40	6.73	C 250
	4510L	Thin side cover, hot-dip galvanised, Th. 20/10	60	7.36	
	4510L1	Thin side cover, hot-dip galvanised, Th. 20/10	80	7.99	D 400
	4510L2	Thin side cover, hot-dip galvanised, Th. 20/10	100	8.61	
	4510L3	Thin side cover, hot-dip galvanised, Th. 20/10	120	9.24	
500	4511L0	Thin side cover, hot-dip galvanised, Th. 20/10	40	3.37	C 250
	4511L	Thin side cover, hot-dip galvanised, Th. 20/10	60	3.68	
	4511L1	Thin side cover, hot-dip galvanised, Th. 20/10	80	4.00	D 400
	4511L2	Thin side cover, hot-dip galvanised, Th. 20/10	100	4.31	
	4511L3	Thin side cover, hot-dip galvanised, Th. 20/10	120	4.62	

AISI 304 STAINLESS STEEL

N.B.: the Thin cover is supplied loose

1000	4510ILO	Thin side cover made of AISI 304 stainless steel Th. 20/10	40	6.73	C 250
	4510IL	Thin side cover made of AISI 304 stainless steel Th. 20/10	60	7.36	
	4510IL1	Thin side cover made of AISI 304 stainless steel Th. 20/10	80	7.99	D 400
	4510IL2	Thin side cover made of AISI 304 stainless steel Th. 20/10	100	8.61	
	4510IL3	Thin side cover made of AISI 304 stainless steel Th. 20/10	120	9.24	
500	4511ILO	Thin side cover made of AISI 304 stainless steel Th. 20/10	40	3.37	C 250
	4511IL	Thin side cover made of AISI 304 stainless steel Th. 20/10	60	3.68	
	4511IL1	Thin side cover made of AISI 304 stainless steel Th. 20/10	80	4.00	D 400
	4511IL2	Thin side cover made of AISI 304 stainless steel Th. 20/10	100	4.31	
	4511IL3	Thin side cover made of AISI 304 stainless steel Th. 20/10	120	4.62	



Inspection buckets for Thin covers with side slot - Slot width 15 mm

GALVANISED

N.B.: the Thin bucket is supplied loose

Bucket L.mm	Code	Description	Slot height mm	Weight kg	Load class
500	4511VL0	Inspection bucket for galvanised Thin side cover	40	5.13	C 250
	4511VL	Inspection bucket for galvanised Thin side cover	60	5.88	
	4511VL1	Inspection bucket for galvanised Thin side cover	80	6.63	D 400
	4511VL2	Inspection bucket for galvanised Thin side cover	100	7.37	
	4511VL3	Inspection bucket for galvanised Thin side cover	120	8.12	


AISI 304 STAINLESS STEEL

N.B.: the Thin bucket is supplied loose

500	4511VL0	Inspection bucket for Thin side cover made of AISI 304 stainless steel	40	5.13	C 250
	4511VL	Inspection bucket for Thin side cover made of AISI 304 stainless steel	60	5.88	
	4511VL1	Inspection bucket for Thin side cover made of AISI 304 stainless steel	80	6.63	D 400
	4511VL2	Inspection bucket for Thin side cover made of AISI 304 stainless steel	100	7.37	
	4511VL3	Inspection bucket for Thin side cover made of AISI 304 stainless steel	120	8.12	



Thin covers accessories



Code	Description
S4505TP5	PVC closure for 15mm thin slit cover, length = 500mm
S4505TP	PVC closure for 15mm thin slit cover, length = 1000mm

POLYMER CONCRETE CHANNELS

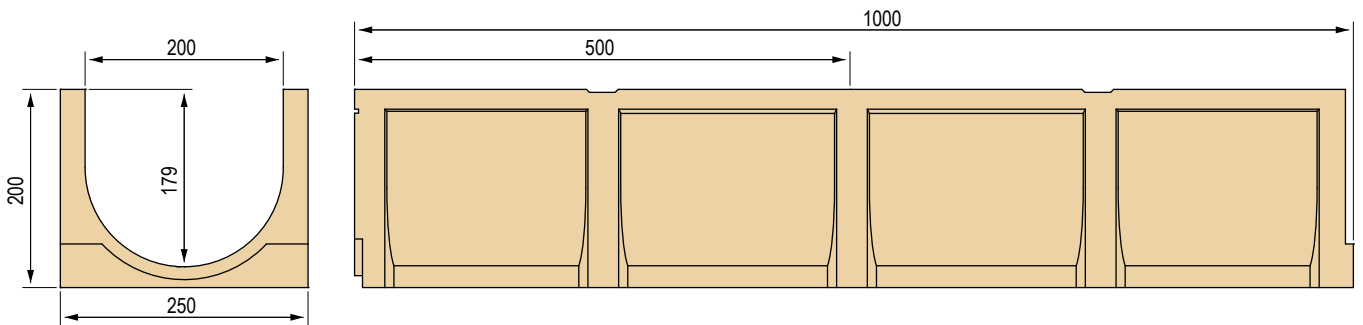
BASE 200

Grating width 250 mm

Polymer concrete channel complying with the UNI EN 1433 standard.
The channels are sold exclusively in complete pallets and together with the gratings.



Base 200 channel dimensions



Available gratings



① Pressure-locked grating, 33x33 mesh, galvanised
A 15

② Pressure-locked grating, 55x11 heelguard mesh, galvanised
A 15

③ Pressure-locked grating, 33x33 mesh, galvanised
B 125


④ Pressure-locked grating, 55x11 heelguard mesh, galvanised
B 125

⑤ Ductile iron inlay grating
C 250

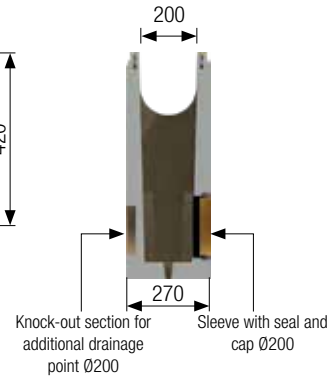
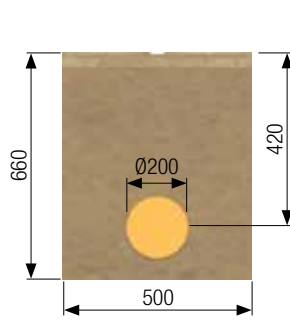
Base 200 channel complete with grating - Length 1000 / 500 mm

Channel L. mm	Code	Grating	Description of the channel assembled with the grating complete with accessories	Weight kg	Load class
1000	4520SA	①	Channel complete with pressure-locked inlay grating 30x2-10x2 33x33, hot-dip galvanised	26.38	A 15
	4520SAA	②	Channel complete with pressure-locked heelguard inlay grating 30x2-10x2 55x11, hot-dip galvanised	27.43	
	4520SB	③	Channel complete with pressure-locked inlay grating 40x2-10x2 33x33, hot-dip galvanised	28.92	B 125
	4520SBA	④	Channel complete with pressure-locked inlay gratings 40x2-10x2 55x11 heelguard mesh, hot-dip galvanised	28.86	
	4520SGS	⑤	Channel complete with 2 x GJS500-7 ductile iron inlay gratings	42.46	C 250
500	4521SA	①	Channel complete with pressure-locked inlay grating 30x2-10x2 33x33, hot-dip galvanised	13.19	A 15
	4521SAA	②	Channel complete with pressure-locked heelguard inlay grating 30x2-10x2 55x11, hot-dip galvanised	13.72	
	4521SB	③	Channel complete with pressure-locked inlay grating 40x2-10x2 33x33, hot-dip galvanised	14.46	B 125
	4521SBA	④	Channel complete with pressure-locked inlay grating 40x2-10x2 55x11 heelguard mesh, hot-dip galvanised	14.43	
	4521SGS	⑤	Channel complete with GJS500-7 ductile iron inlay grating	21.23	C 250


Base 200 accessories




Polymer concrete sump unit



Anchoring kit



End caps



End caps with outlets



Bucket/filter for sump units

Base 200 polymer concrete sump unit complete with grating - Length 500 mm

Sump unit L. mm	Code	Grating	Description of the sump unit assembled with the grating complete with accessories	Weight kg	Load class
500	4520PA	①	Sump unit complete with pressure-locked inlay grating 30x2-10x2 33x33, hot-dip galvanised	99.40	A 15
	4520PAA	②	Sump unit complete with pressure-locked heelguard inlay grating 30x2-10x2 55x11, hot-dip galvanised	99.93	
	4520PB	③	Sump unit complete with pressure-locked inlay grating 40x2-10x2 33x33, hot-dip galvanised	100.67	B 125
	4520PBA	④	Sump unit complete with pressure-locked heelguard inlay grating 40x2-10x2 55x11, hot-dip galvanised	100.64	
	4520PGS	⑤	Sump unit complete with GJS500-7 ductile iron inlay grating	107.44	C 250

Base 200 polymer concrete sump unit without grating and accessories

Code	Description	Weight kg
4520P	Polymer concrete sump unit L 500 mm	96.80
4R03VI	Bucket/filter, AISI 304 stainless steel	4.10
4520T	End cap for channel	2.05
4520R	End cap with outlet for channel Ø110 mm	2.38
4520K	Kit for anchoring the grating to the channel and sump unit	0.03

Base 200 channel without grating - Length 1000 / 500 mm


Channel L. mm	Code	Description	Water passage mm	Run-off section cm ²	Weight kg	Pieces pallet
1000	4520S	Polymer concrete channel	200	315.1	21.18	24
500	4521S	Polymer concrete channel	200	315.1	10.2	loose

POLYMER CONCRETE CHANNELS

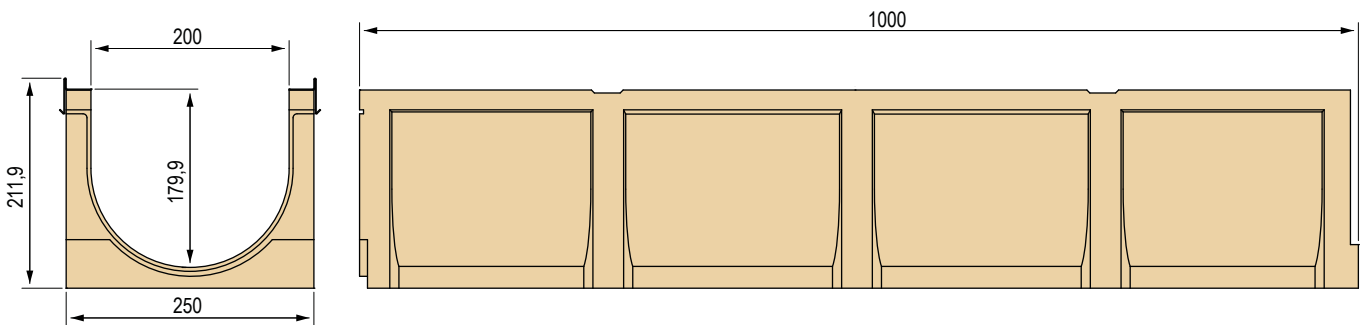
BASE 200 EVO (with edge rails)

Grating width 250 mm

Polymer concrete channel with galvanised protective edge rails complying with the UNI EN 1433 standard. The channels are sold exclusively in complete pallets and together with the gratings.



Base 200 EVO channel dimensions



Available grating

GJS500-7 ductile iron
inlay grating
C 250



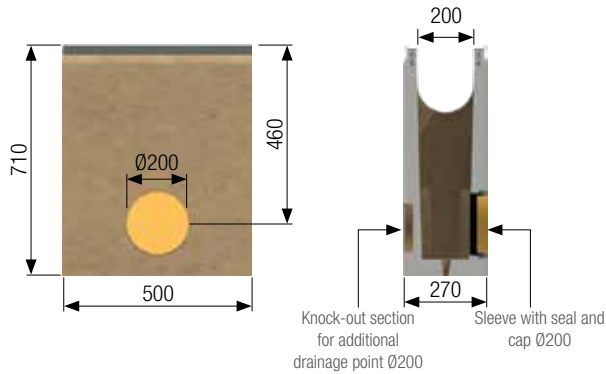
Base 200 EVO channel complete with grating - Length 1000 mm

Channel L. mm	Code	Description of the channel assembled with the grating complete with accessories	Weight kg	Load class
1000	4520SPS	EVO Series channel with galvanised edge rails, complete with 2 x GJS500-7 ductile iron inlay gratings	44.12	C 250


Base 200 EVO accessories




Polymer concrete sump unit



Anchoring kit



End caps



End caps with outlets



Bucket/filter for sump units

Base 200 EVO polymer concrete sump unit complete with grating - Length 500 mm

Sump unit L. mm	Code	Description of the sump unit assembled with the grating complete with accessories	Weight kg	Load class
500	4520PPS	Sump unit complete with GJS500-7 ductile iron inlay grating	108.27	C 250

Base 200 EVO polymer concrete sump unit without grating and accessories

Code	Description	Weight kg
4520PP	Polymer concrete sump unit L 500 mm	97.63
4R03VI	Bucket/filter, AISI 304 stainless steel	4.10
4520T	End cap for channel	2.05
4520R	End cap with outlet for channel Ø110 mm	2.38
4520K	Kit for anchoring the grating to the channel and sump unit	0.024

Base 200 EVO channel without grating - Length 1000 mm

Channel L. mm	Code	Description	Water passage mm	Run-off section cm ²	Weight kg	Pieces pallet
1000	4520SP	EVO series channel with galvanised edge rails	200	315.1	22.84	24

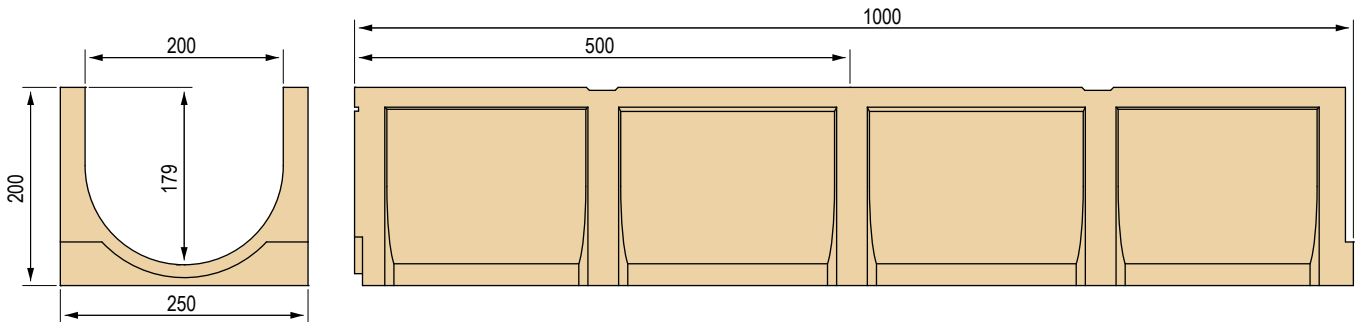
POLYMER CONCRETE CHANNELS

BASE 200 WITH THIN COVER

CENTRAL SLOT

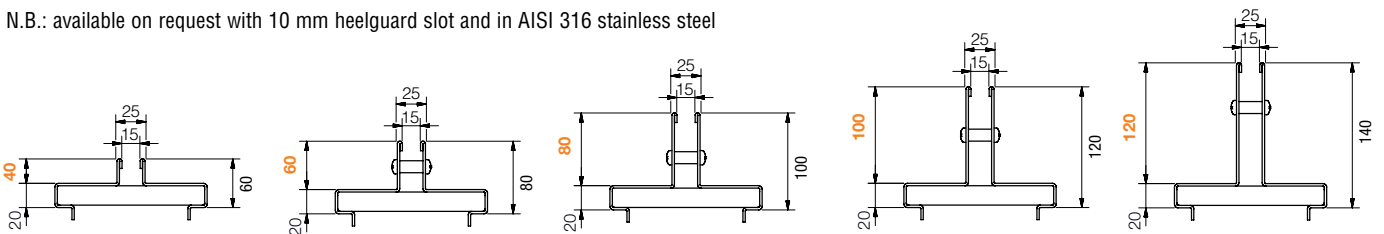


Base 200 channel dimensions



Available Thin covers

N.B.: available on request with 10 mm heelguard slot and in AISI 316 stainless steel



Base 200 channel without grating - Length 1000 / 500 mm

Channel L. mm	Code	Description	Water passage mm	Run-off section cm ²	Weight kg	Pieces pallet
1000	4520S	Polymer concrete channel	200	315.1	21.18	loose
500	4521S	Polymer concrete channel	200	315.1	10.2	loose

Base 200 polymer concrete sump unit without grating

Sump unit L. mm	Code	Description	Weight kg
500	4520P	Polymer concrete sump unit L 500 mm	96.80



Thin covers with central slot - Slot width 15 mm

GALVANISED

N.B.: the Thin cover is supplied loose

Cover L. mm	Code	Description	Slot height mm	Weight kg	Load class
1000	4520T0	Thin central cover, hot-dip galvanised, Th. 20/10	40	7.77	C 250
	4520PT	Thin central cover, hot-dip galvanised, Th. 20/10	60	8.40	
	4520T1	Thin central cover, hot-dip galvanised, Th. 20/10	80	9.03	D 400
	4520T2	Thin central cover, hot-dip galvanised, Th. 20/10	100	9.65	
	4520T3	Thin central cover, hot-dip galvanised, Th. 20/10	120	10.28	
500	4521T0	Thin central cover, hot-dip galvanised, Th. 20/10	40	3.89	C 250
	4521T	Thin central cover, hot-dip galvanised, Th. 20/10	60	4.20	
	4521T1	Thin central cover, hot-dip galvanised, Th. 20/10	80	4.51	D 400
	4521T2	Thin central cover, hot-dip galvanised, Th. 20/10	100	4.83	
	4521T3	Thin central cover, hot-dip galvanised, Th. 20/10	120	5.14	

AISI 304 STAINLESS STEEL

N.B.: the Thin cover is supplied loose

1000	4520I0	Thin central cover, AISI 304 stainless steel , Th. 20/10	40	7.77	C 250
	4520I	Thin central cover, AISI 304 stainless steel , Th. 20/10	60	8.40	
	4520I1	Thin central cover, AISI 304 stainless steel , Th. 20/10	80	9.03	D 400
	4520I2	Thin central cover, AISI 304 stainless steel , Th. 20/10	100	9.66	
	4520I3	Thin central cover, AISI 304 stainless steel , Th. 20/10	120	10.28	
500	4521I0	Thin central cover, AISI 304 stainless steel , Th. 20/10	40	3.89	C 250
	4521I	Thin central cover, AISI 304 stainless steel , Th. 20/10	60	4.20	
	4521I1	Thin central cover, AISI 304 stainless steel , Th. 20/10	80	4.52	D 400
	4521I2	Thin central cover, AISI 304 stainless steel , Th. 20/10	100	4.83	
	4521I3	Thin central cover, AISI 304 stainless steel , Th. 20/10	120	5.14	



Inspection buckets for Thin covers with central slot - Slot width 15 mm

GALVANISED

N.B.: the Thin bucket is supplied loose

Bucket L.mm	Code	Description	Slot height mm	Weight kg	Load class
500	4521V0	Inspection bucket for galvanised Thin central cover	40	5.83	C 250
	4521V	Inspection bucket for galvanised Thin central cover	60	6.61	
	4521V1	Inspection bucket for galvanised Thin central cover	80	7.39	D 400
	4521V2	Inspection bucket for galvanised Thin central cover	100	8.17	
	4521V3	Inspection bucket for galvanised Thin central cover	120	8.96	

AISI 304 STAINLESS STEEL

N.B.: the Thin bucket is supplied loose

500	4521VI0	Inspection bucket for Thin central cover made of AISI 304 stainless steel	40	5.83	C 250
	4521VI	Inspection bucket for Thin central cover made of AISI 304 stainless steel	60	6.61	
	4521VI1	Inspection bucket for Thin central cover made of AISI 304 stainless steel	80	7.39	D 400
	4521VI2	Inspection bucket for Thin central cover made of AISI 304 stainless steel	100	8.17	
	4521VI3	Inspection bucket for Thin central cover made of AISI 304 stainless steel	120	8.96	

Thin covers accessories




Code	Description
S4505TP5	PVC closure for 15mm thin slit cover, length = 500mm
S4505TP	PVC closure for 15mm thin slit cover, length = 1000mm

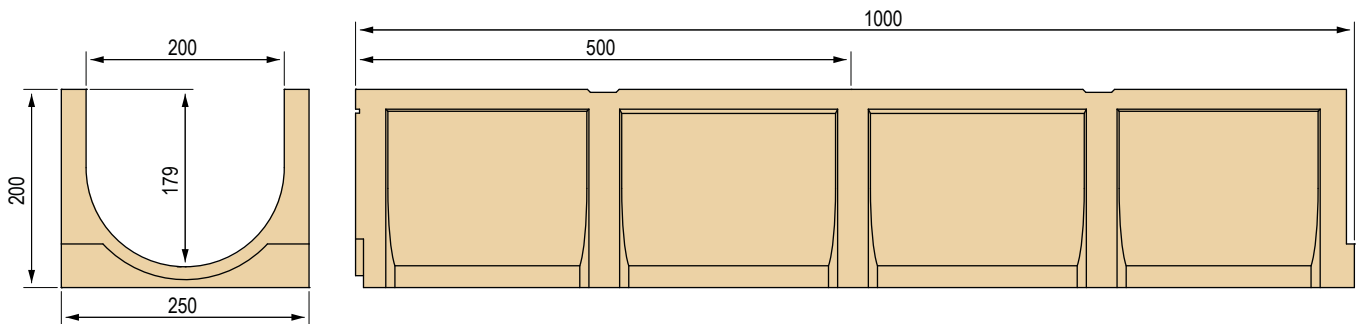
POLYMER CONCRETE CHANNELS

BASE 200 WITH THIN COVER

SIDE SLOT

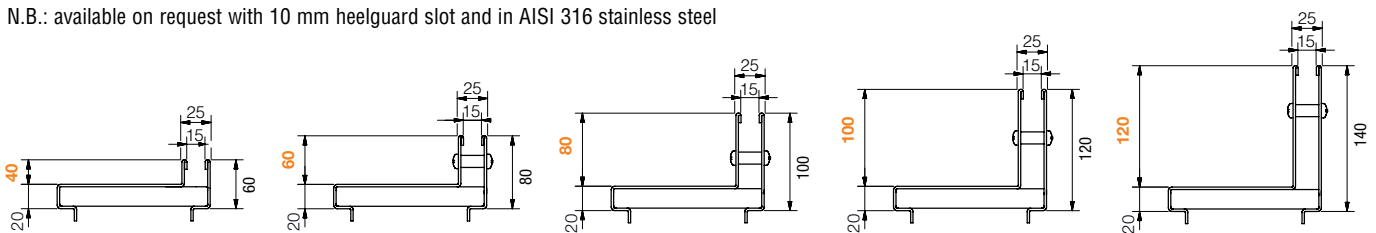


Base 200 channel dimensions



Available Thin covers

N.B.: available on request with 10 mm heelguard slot and in AISI 316 stainless steel



Base 200 channel without grating - Length 1000 / 500 mm

Channel L. mm	Code	Description	Water passage mm	Run-off section cm ²	Weight kg	Pieces pallet
1000	4520S	Polymer concrete channel	200	315.1	21.18	loose
500	4521S	Polymer concrete channel	200	315.1	10.2	loose

Base 200 polymer concrete sump unit without grating

Sump unit L. mm	Code	Description	Weight kg
500	4520P	Polymer concrete sump unit L 500 mm	96.80



Thin covers with side slot - Slot width 15 mm

GALVANISED

N.B.: the Thin cover is supplied loose

Cover L. mm	Code	Description	Slot height mm	Weight kg	Load class
1000	4520L0	Thin side cover, hot-dip galvanised, Th. 20/10	40	7.77	C 250
	4520L	Thin side cover, hot-dip galvanised, Th. 20/10	60	8.40	
	4520L1	Thin side cover, hot-dip galvanised, Th. 20/10	80	9.03	D 400
	4520L2	Thin side cover, hot-dip galvanised, Th. 20/10	100	9.65	
	4520L3	Thin side cover, hot-dip galvanised, Th. 20/10	120	10.28	
500	4521L0	Thin side cover, hot-dip galvanised, Th. 20/10	40	3.89	C 250
	4521L	Thin side cover, hot-dip galvanised, Th. 20/10	60	4.20	
	4521L1	Thin side cover, hot-dip galvanised, Th. 20/10	80	4.51	D 400
	4521L2	Thin side cover, hot-dip galvanised, Th. 20/10	100	4.83	
	4521L3	Thin side cover, hot-dip galvanised, Th. 20/10	120	5.14	

AISI 304 STAINLESS STEEL

N.B.: the Thin cover is supplied loose

1000	4520ILO	Thin side cover made of AISI 304 stainless steel Th. 20/10	40	7.77	C 250
	4520IL	Thin side cover made of AISI 304 stainless steel Th. 20/10	60	8.40	
	4520IL1	Thin side cover made of AISI 304 stainless steel Th. 20/10	80	9.03	D 400
	4520IL2	Thin side cover made of AISI 304 stainless steel Th. 20/10	100	9.66	
	4520IL3	Thin side cover made of AISI 304 stainless steel Th. 20/10	120	10.28	
500	4521ILO	Thin side cover made of AISI 304 stainless steel Th. 20/10	40	3.89	C 250
	4521IL	Thin side cover made of AISI 304 stainless steel Th. 20/10	60	4.20	
	4521IL1	Thin side cover made of AISI 304 stainless steel Th. 20/10	80	4.52	D 400
	4521IL2	Thin side cover made of AISI 304 stainless steel Th. 20/10	100	4.83	
	4521IL3	Thin side cover made of AISI 304 stainless steel Th. 20/10	120	5.14	



Inspection buckets for Thin covers with side slot - Slot width 15 mm

GALVANISED

N.B.: the Thin bucket is supplied loose

Bucket L.mm	Code	Description	Slot height mm	Weight kg	Load class
500	4521VL0	Inspection bucket for galvanised Thin side cover	40	5.83	C 250
	4521VL	Inspection bucket for galvanised Thin side cover	60	6.61	
	4521VL1	Inspection bucket for galvanised Thin side cover	80	7.39	D 400
	4521VL2	Inspection bucket for galvanised Thin side cover	100	8.17	
	4521VL3	Inspection bucket for galvanised Thin side cover	120	8.96	

AISI 304 STAINLESS STEEL

N.B.: the Thin bucket is supplied loose

500	4521VLI0	Inspection bucket for Thin side cover made of AISI 304 stainless steel	40	5.83	C 250
	4521VLI	Inspection bucket for Thin side cover made of AISI 304 stainless steel	60	6.61	
	4521VLI1	Inspection bucket for Thin side cover made of AISI 304 stainless steel	80	7.39	D 400
	4521VLI2	Inspection bucket for Thin side cover made of AISI 304 stainless steel	100	8.17	
	4521VLI3	Inspection bucket for Thin side cover made of AISI 304 stainless steel	120	8.96	



Thin covers accessories



Code	Description
S4505TP5	PVC closure for 15mm thin slit cover, length = 500mm
S4505TP	PVC closure for 15mm thin slit cover, length = 1000mm

POLYMER CONCRETE CHANNELS

Load classes

In accordance with the UNI EN 1433 standard



A 15 • B 125 • C 250 • D 400 • E 600 • F 900

SERIES

P



POLYMER
CONCRETE CHANNELS

- P 150
- P 150 LOWERED
- P 210
- P 210 LOWERED
- P 265
- P 315
- P 365



POLYMER CONCRETE CHANNELS

P SERIES

SYSTEM AND TECHNICAL CHARACTERISTICS



DUCTILE IRON GRATINGS

For load classes D 400 - E 600, with the possibility of coating them in RAL colours on request

ASSORTED GRATINGS

Made of press-formed metal sheet with heelguard mesh, for load classes A 15 - B 125 - C 250

LOCKING SCREWS

made of stainless steel

BUCKET/FILTER

th. 10/10, AISI 304 stainless steel

KNOCK-OUT SECTIONS


to adapt the sump units to channels or for any other drainage points (configured for Ø125 pipes)

END CAP

with outlet

CONNECTOR SLEEVE

with relative cap




PERFECT AND STABLE JOINING

The channel end caps are made with male-female connections, with an inner slot that allows for sealing them together. It is advisable to use silicone sealant with neutral cross-linkage and low modulus.



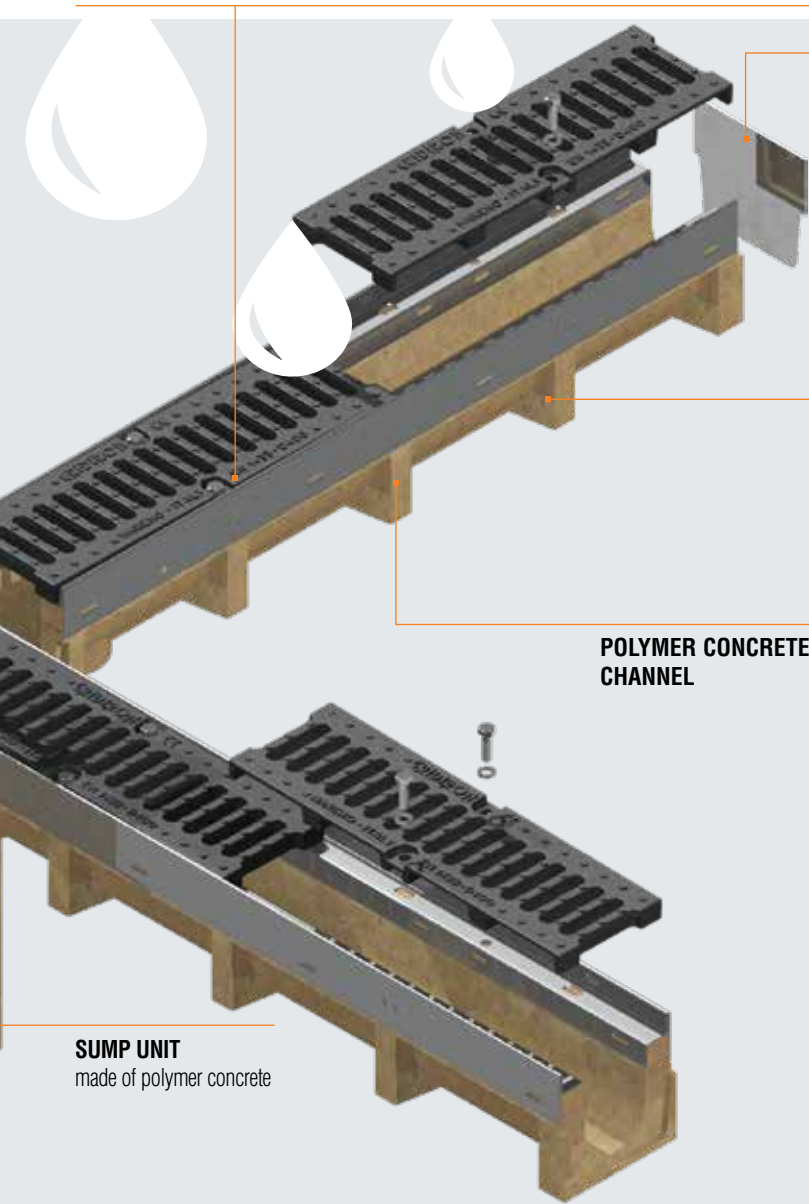
SECURE ANCHORING IN THE CONCRETE

Fixing system designed by GRIDIRON: tang embedded into the concrete with a housing for the nut through which the screw is inserted



DUCTILE IRON GRATINGS SECURED TO THE CHANNEL

The ductile iron gratings secured to the channel have four relief notches along their lower section which slot into the relative housings on the protective edge rail of the channel to prevent their longitudinal movement.



END CAP
for channel

POLYMER CONCRETE CHANNEL

SUMP UNIT
made of polymer concrete



MAXIMUM SAFETY

All P SERIES channels must be installed according to the instructions envisaged in the UNI EN 1433 standard. To facilitate this operation, GRIDIRON has created four recesses on each side of the product for improved anchoring to the support and, above all, for easier positioning of the product with the aid of specific equipment, thereby reducing the application time and effort.

SPECIAL SUMP UNIT COMPONENTS

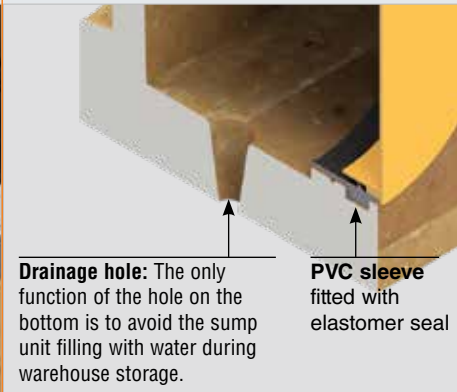
Bucket/filter fastened with 2 screws ensuring maximum stability and functionality.

Full and safe drainage through the PVC sleeve; knock-out sections are also included to connect Ø125 pipes

Knock-out sections configured for optimal connection to channels. There are also other knock-out sections for other possible drainage points with Ø125 pipes

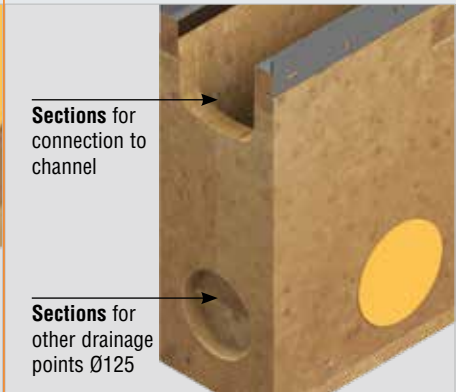


Screws



Drainage hole: The only function of the hole on the bottom is to avoid the sump unit filling with water during warehouse storage.

PVC sleeve
fitted with elastomer seal




Sections for connection to channel

Sections for other drainage points Ø125

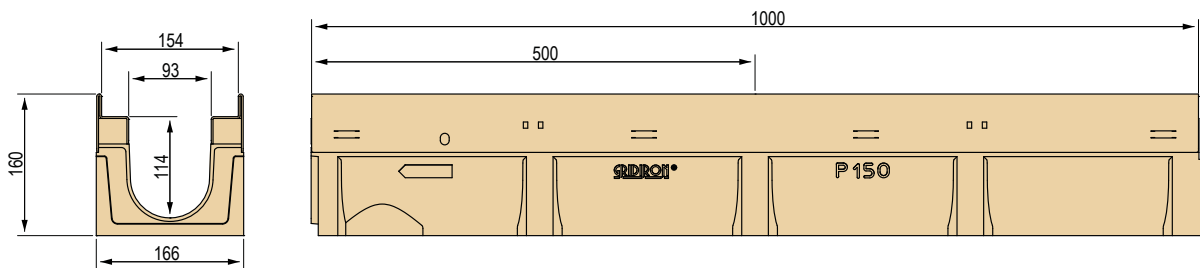
POLYMER CONCRETE CHANNELS P 150 SERIES

Grating width 150 mm

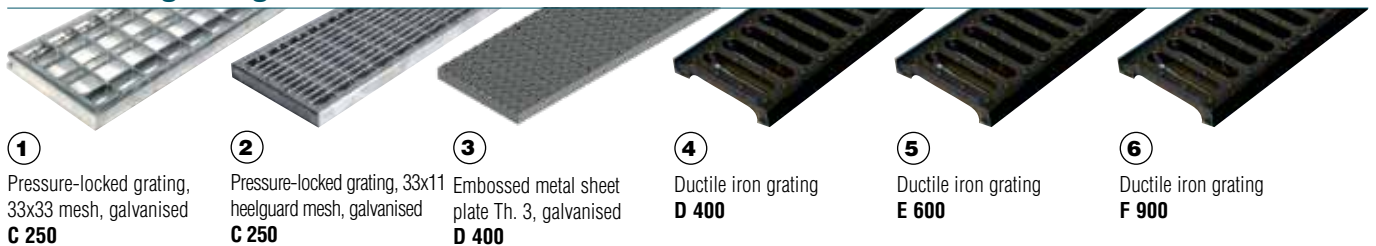
Polymer concrete channel with galvanised edge rails. The channels are sold exclusively in complete pallets and together with the gratings.



P 150 Series channel dimensions



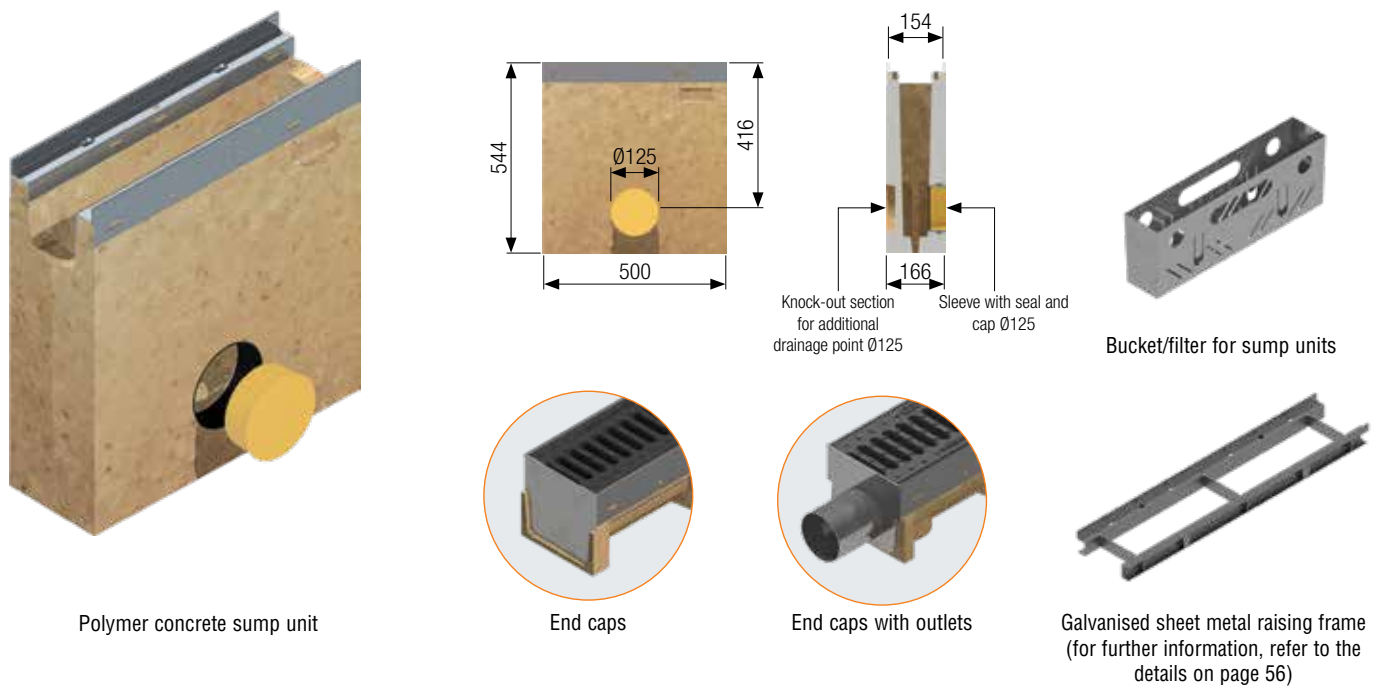
Available gratings



P 150 Series channel complete with grating - Length 1000 / 500 mm

Channel L. mm	Code	Grating	Description of the channel assembled with the grating complete with accessories	Weight kg	Load class
1000	4RP1SGP	①	Channel complete with pressure-locked grating with C-shaped edges, 25x2-10x2 33x33, hot-dip galvanised	23.82	C 250
	4RP1SGPA	②	Channel complete with pressure-locked grating with C-shaped edges, 25x2-10x2 33x11 heelguard mesh, hot-dip galvanised	24.40	
	4RP1SP	③	Channel complete with embossed metal sheet plate Th. 3, reinforced and hot-dip galvanised	31.00	D 400
	4RP1SGG	④	Channel complete with 2 x GJS500-7 D 400 ductile iron gratings	29.45	
	4RP1SGSE	⑤	Channel complete with 2 x GJS500-7 E 600 ductile iron gratings	29.70	
	4RP1SGSF	⑥	Channel complete with 2 x GJS500-7 F 900 ductile iron gratings	30.36	
500	4RP1MSGP	①	Channel complete with pressure-locked grating with C-shaped edges, 25x2-10x2 33x33, hot-dip galvanised	11.91	C 250
	4RP1MSGA	②	Channel complete with pressure-locked grating with C-shaped edges, 25x2-10x2 33x11 heelguard mesh, hot-dip galvanised	12.20	
	4RP1MSP	③	Channel complete with embossed metal sheet plate Th. 3, reinforced and hot-dip galvanised	15.50	D 400
	4RP1MSGG	④	Channel complete with GJS500-7 D 400 ductile iron grating	14.73	
	4RP1MSGSE	⑤	Channel complete with GJS500-7 E 600 ductile iron grating	14.85	
	4RP1MSGSF	⑥	Channel complete with GJS500-7 F 900 ductile iron grating	15.18	

P 150 Series accessories



Polymer concrete sump unit

End caps

End caps with outlets

Galvanised sheet metal raising frame
(for further information, refer to the details on page 56)

P 150 Series polymer concrete sump unit complete with grating - Length 500 mm

Sump unit L. mm	Code	Grating	Description of the sump unit assembled with the grating complete with accessories	Weight kg	Load class
500	4RP1PZGP	①	Sump unit complete with pressure-locked grating with C-shaped edges, 25x2-10x2 33x33, hot-dip galvanised	65.73	C 250
	4RP1PZGPA	②	Sump unit complete with pressure-locked grating with C-shaped edges, 25x2-10x2 33x11 heelguard mesh, hot-dip galvanised	66.37	
	4RP1PZP	③	Sump unit complete with embossed metal sheet plate Th. 3, reinforced and hot-dip galvanised	68.48	D 400
	4RP1PZGS	④	Sump unit complete with GJS500-7 D 400 ductile iron grating	67.40	
	4RP1PZGSE	⑤	Sump unit complete with GJS500-7 E 600 ductile iron grating	69.15	E 600
	4RP1PZGSF	⑥	Sump unit complete with GJS500-7 F 900 ductile iron grating	73.89	F 900

P 150 Series polymer concrete sump unit without grating and accessories

Code	Description	Weight kg
4RP1PZ	Polymer concrete sump unit with galvanised edge rail L=500	65.00
4RP1TID	Right-hand end cap for channel closure female side	1.58
4RP1TIS	Left-hand end cap for channel closure male side	1.58
4RP1RI	End cap with outlet for P150 channel Ø90 mm	1.72
4R01VI	Bucket/filter, AISI 304 stainless steel	1.16
4R01PR	Galvanised sheet metal raising frame for two-stage channel laying	

P 150 Series channel without grating - Length 1000 / 500 mm


Channel L. mm	Code	Description	Water passage mm	Run-off section cm ²	Weight kg	Pieces pallet
1000	4RP1S	Additivated polymer concrete P150 channel with galvanised protective edge rails, complying with the UNI EN 1433 standard.	93	95	20.10	36
500	4RP1MS	Additivated polymer concrete P150 channel with galvanised protective edge rails, complying with the UNI EN 1433 standard.	93	95	10.05	loose

POLYMER CONCRETE CHANNELS

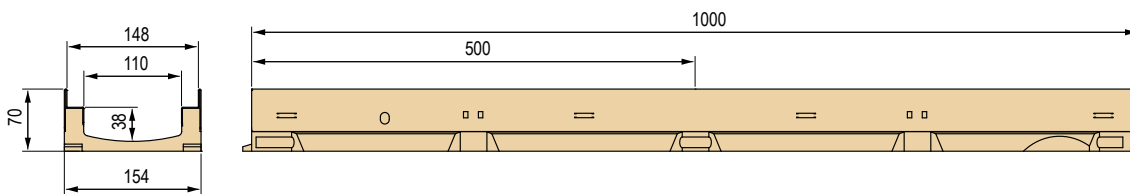
P 150 SERIES lowered

Grating width 150 mm

Polymer concrete channel with galvanised edge rails. The channels are sold exclusively in complete pallets and together with the gratings.



P 150 Series lowered channel dimensions



Available gratings N.B.: the gratings in orange are available only on request


1	2	3	4	5	6
<p>AISI 304 stainless steel grating with C-shaped edges and ellipsoidal slots, Th. 12/10 A 15</p>	<p>AISI 304 stainless steel grating with C-shaped edges and "Line" model longitudinal slots, Th. 12/10 A 15</p>	<p>Pressure-locked grating, 33x33 mesh, galvanised C 250</p>	<p>Pressure-locked grating, 33x11 heelguard mesh, galvanised C 250</p>	<p>Embossed metal sheet plate Th. 3, galvanised C 250</p>	<p>Ductile iron grating C 250</p>

P 150 Series lowered channel complete with grating - Length 1000 / 500 mm


Channel L. mm	Code	Grating	Description of the channel assembled with the grating complete with accessories	Weight kg	Load class
1000	4RPOS LI	1	Channel complete with self-locking grating made of AISI 304 stainless steel press-formed metal sheet, with C-shaped edges and ellipsoidal slots, Th. 12/10	10.50	A 15
	4RPOS LLI	2	Channel complete with self-locking grating made of AISI 304 stainless steel press-formed metal sheet, with C-shaped edges and "Line" model longitudinal slots, Th. 12/10	9.49	
	4RPOS GP	3	Channel complete with pressure-locked grating with C-shaped edges, 20x2-10x2 33x33, hot-dip galvanised	10.10	C 250
	4RPOS GPA	4	Channel complete with pressure-locked grating with C-shaped edges, 20x2-10x2 33x11 heelguard mesh, hot-dip galvanised	11.25	
	4RPOS P	5	Channel complete with embossed metal sheet plate Th. 3, reinforced and hot-dip galvanised	17.21	
	4RPOS GG	6	Channel complete with 2 x GJS500-7 ductile iron gratings	17.60	
500	4RPOMS LI	1	Channel complete with self-locking grating made of AISI 304 stainless steel press-formed metal sheet, with C-shaped edges and ellipsoidal slots, Th. 12/10	4.75	A 15
	4RPOMS LLI	2	Channel complete with self-locking grating made of AISI 304 stainless steel press-formed metal sheet, with C-shaped edges and "Line" model longitudinal slots, Th. 12/10	5.53	B 125
	4RPOMS GP	3	Channel complete with pressure-locked grating with C-shaped edges, 20x2-10x2 33x33, hot-dip galvanised	5.05	C 250
	4RPOMS GA	4	Channel complete with pressure-locked grating with C-shaped edges, 20x2-10x2 33x11 heelguard mesh, hot-dip galvanised	5.63	
	4RPOMS P	5	Channel complete with embossed metal sheet plate Th. 3, reinforced and hot-dip galvanised	8.61	
	4RPOMS GG	6	Channel complete with GJS500-7 ductile iron grating	8.80	



P 150 Series lowered accessories



End cap for channel



End caps with outlets

Code	Description	Weight kg
4RP0TI	Channel end cap	0.136
4RP0RI	End cap with outlet for P150 lowered channel Ø40 mm	0.244


P 150 Series lowered channel without grating - Length 1000 / 500 mm

Channel L. mm	Code	Description	Water passage mm	Run-off section cm ²	Weight kg	Pieces pallet
1000	4RPOS	Additivated polymer concrete P150 lowered channel with galvanised protective edge rails, complying with the UNI EN 1433 standard	111	40	7.51	56
	4RPOSI	Additivated polymer concrete P150 lowered channel with AISI 304 stainless steel protective edge rails, complying with the UNI EN 1433 standard	111	40	7.51	56
500	4RPOMS	Additivated polymer concrete P150 lowered channel with galvanised protective edge rails, complying with the UNI EN 1433 standard.	111	40	3.76	loose

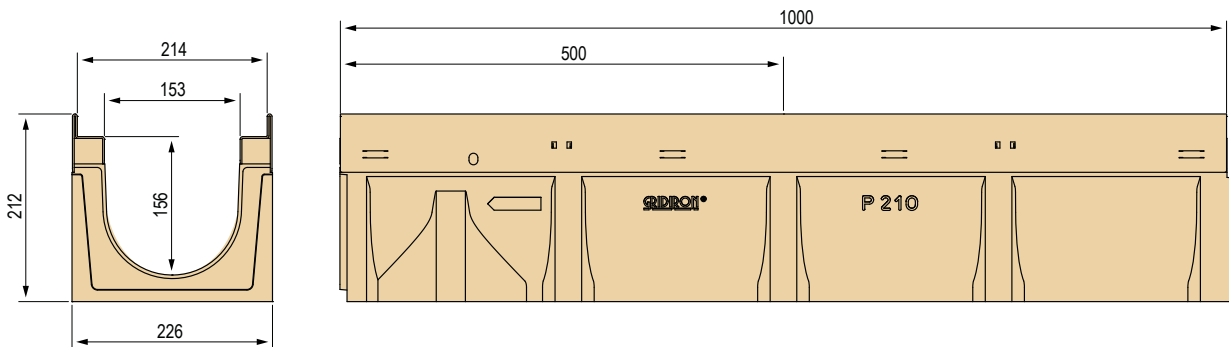
POLYMER CONCRETE CHANNELS P 210 SERIES

Grating width 210 mm


Polymer concrete channel with galvanised edge rails. The channels are sold exclusively in complete pallets and together with the gratings.



P 210 Series channel dimensions



Available gratings

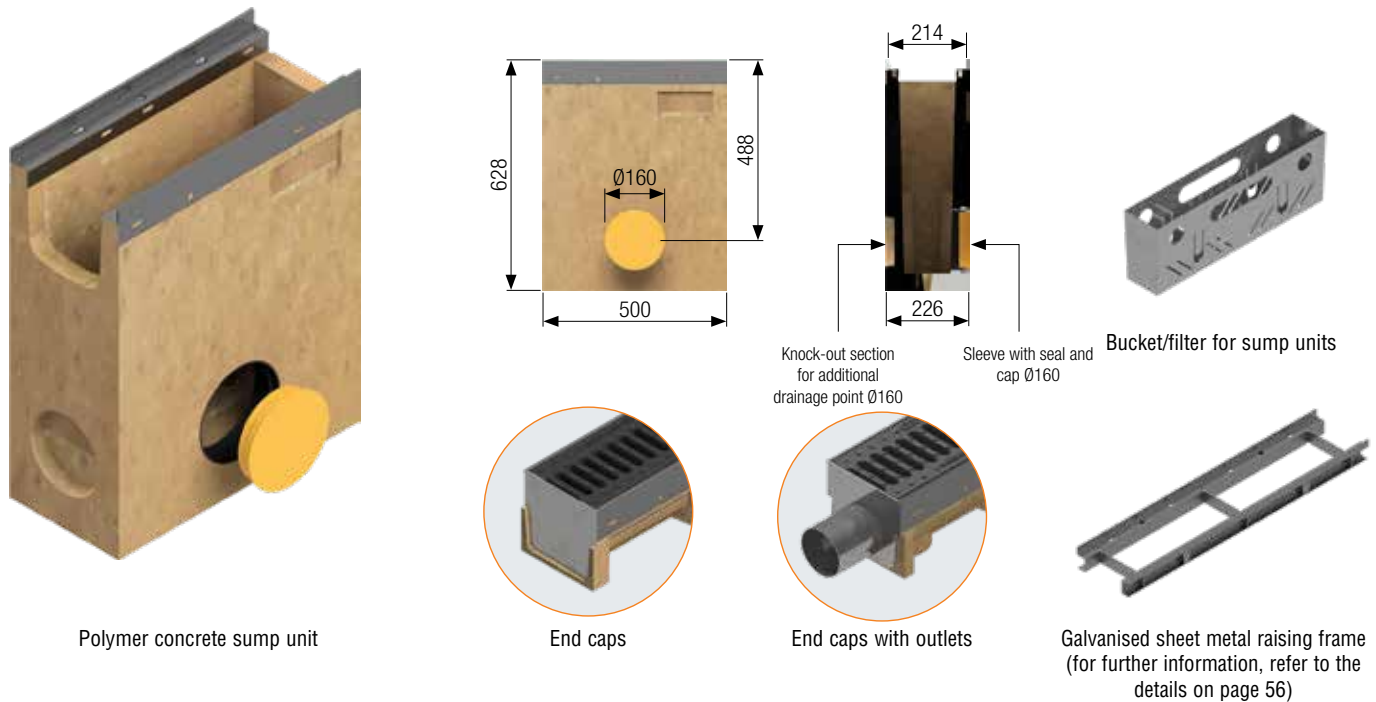


- ① Pressure-locked grating, 33x33 mesh, galvanised **C 250**
- ② Pressure-locked grating, 33x11 heelguard mesh, galvanised **C 250**
- ③ Embossed metal sheet plate Th. 3, galvanised **D 400**
- ④ Ductile iron grating **D 400**
- ⑤ Ductile iron grating **E 600**
- ⑥ Ductile iron grating **F 900**

P 210 Series channel complete with grating - Length 1000 / 500 mm

Channel L. mm	Code	Grating	Description of the channel assembled with the grating complete with accessories	Weight kg	Load class
1000	4RP2SGP	①	Channel complete with pressure-locked grating with C-shaped edges, 25x2-10x2 33x33, hot-dip galvanised	31.20	C 250
	4RP2SGPA	②	Channel complete with pressure-locked grating with C-shaped edges, 25x2-10x2 33x11 heelguard mesh, hot-dip galvanised	31.90	
	4RP2SP	③	Channel complete with embossed metal sheet plate Th. 3, reinforced and hot-dip galvanised	40.82	D 400
	4RP2SGG	④	Channel complete with 2 x GJS500-7 D 400 ductile iron gratings	39.45	
	4RP2SGSE	⑤	Channel complete with 2 x GJS500-7 E 600 ductile iron gratings	42.00	E 600
	4RP2SGSF	⑥	Channel complete with 2 x GJS500-7 F 900 ductile iron gratings	45.74	F 900
500	4RP2MSGP	①	Channel complete with pressure-locked grating with C-shaped edges, 25x2-10x2 33x33, hot-dip galvanised	15.60	C 250
	4RP2MSGA	②	Channel complete with pressure-locked grating with C-shaped edges, 25x2-10x2 33x11 heelguard mesh, hot-dip galvanised	15.95	
	4RP2MSP	③	Channel complete with embossed metal sheet plate Th. 3, reinforced and hot-dip galvanised	20.41	D 400
	4RP2MSGG	④	Channel complete with GJS500-7 D 400 ductile iron grating	19.73	
	4RP2MSGSE	⑤	Channel complete with GJS500-7 E 600 ductile iron grating	21.00	E 600
	4RP2MSGSF	⑥	Channel complete with GJS500-7 F 900 ductile iron grating	22.87	F 900

P 210 Series accessories



P 210 Series polymer concrete sump unit complete with grating - Length 500 mm

Sump unit L. mm	Code	Grating	Description of the sump unit assembled with the grating complete with accessories	Weight kg	Load class
500	4RP2PZGP	①	Sump unit complete with pressure-locked grating with C-shaped edges, 25x2-10x2 33x33, hot-dip galvanised	80.88	C 250
	4RP2PZGPA	②	Sump unit complete with pressure-locked grating with C-shaped edges, 25x2-10x2 33x11 heelguard mesh, hot-dip galvanised	81.83	
	4RP2PZP	③	Sump unit complete with embossed metal sheet plate Th. 3, reinforced and hot-dip galvanised	85.06	D 400
	4RP2PZGS	④	Sump unit complete with GJS500-7 D 400 ductile iron grating	82.85	
	4RP2PZGSE	⑤	Sump unit complete with GJS500-7 E 600 ductile iron grating	86.20	E 600
	4RP2PZGSF	⑥	Sump unit complete with GJS500-7 F 900 ductile iron grating	91.17	F 900

P 210 Series polymer concrete sump unit without grating and accessories

Code	Description	Weight kg
4RP2PZ	Polymer concrete sump unit with galvanised edge rail L=500	79.00
4RP2TID	Right-hand end cap for channel closure female side	0.494
4RP2TIS	Left-hand end cap for channel closure male side	0.516
4RP2RI	End cap with outlet for P210 channel Ø150 mm	0.946
4R02VI	Bucket/filter, AISI 304 stainless steel	1.50
4R02PR	Galvanised sheet metal raising frame for two-stage channel laying	

P 210 Series channel without grating - Length 1000 / 500 mm


Channel L. mm	Code	Description	Water passage mm	Run-off section cm ²	Weight kg	Pieces pallet
1000	4RP2S	Additivated polymer concrete P210 channel with galvanised protective edge rails, complying with the UNI EN 1433 standard	153	210	26.42	20
500	4RP2MS	Additivated polymer concrete P210 channel with galvanised protective edge rails, complying with the UNI EN 1433 standard	153	210	13.21	loose

POLYMER CONCRETE CHANNELS

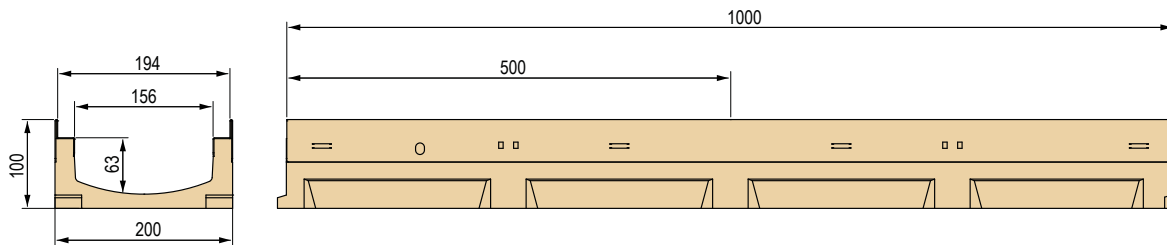
P 210 SERIES lowered

Grating width 190 mm

Polymer concrete channel with galvanised edge rails. The channels are sold exclusively in complete pallets and together with the gratings.



P 210 Series lowered channel dimensions



Available gratings N.B.: the gratings in orange are available only on request



① AISI 304 stainless steel grating with C-shaped edges and ellipsoidal slots, Th. 12/10
A 15

② Pressure-locked grating, 55x11 heelguard mesh, galvanised
B 125

③ Pressure-locked grating, 33x33 mesh, galvanised
C 250

④ Pressure-locked grating, 33x11 heelguard mesh, galvanised
C 250


⑤ Embossed metal sheet plate Th. 3, galvanised
C 250

P 210 Series lowered channel complete with grating - Length 1000 / 500 mm


Channel L. mm	Code	Grating	Description of the channel assembled with the grating complete with accessories	Weight kg	Load class
1000	4RP6SLI	①	Channel complete with self-locking grating made of AISI 304 stainless steel press-formed metal sheet, with C-shaped edges and ellipsoidal slots, Th. 12/10	16.25	A 15
	4RP6SGPB	②	Channel complete with pressure-locked grating with C-shaped edges, 20x2-10x2 55x11 heelguard mesh, hot-dip galvanised	17.52	B 125
	4RP6SGP	③	Channel complete with pressure-locked grating with C-shaped edges, 20x2-10x2 33x33, hot-dip galvanised	16.46	C 250
	4RP6SGPA	④	Channel complete with pressure-locked grating with C-shaped edges, 20x2-10x2 33x11 heelguard mesh, hot-dip galvanised	18.36	
	4RP6SP	⑤	Channel complete with embossed metal sheet plate Th. 3, reinforced and hot-dip galvanised	27.30	
500	4RP6MSLI	①	Channel complete with self-locking grating made of AISI 304 stainless steel press-formed metal sheet, with C-shaped edges and ellipsoidal slots, Th. 12/10	8.10	A 15
	4RP6MSGB	②	Channel complete with pressure-locked grating with C-shaped edges, 20x2-10x2 55x11 heelguard mesh, hot-dip galvanised	8.76	B 125
	4RP6MSGP	③	Channel complete with pressure-locked grating with C-shaped edges, 20x2-10x2 33x33, hot-dip galvanised	8.23	C 250
	4RP6MSGA	④	Channel complete with pressure-locked grating with C-shaped edges, 20x2-10x2 33x11 heelguard mesh, hot-dip galvanised	9.18	
	4RP6MSP	⑤	Channel complete with embossed metal sheet plate Th. 3, reinforced and hot-dip galvanised	13.65	



P 210 Series lowered accessories



End cap for channel



End caps with outlets

Code	Description	Weight kg
4RP6TI	Channel end cap	0.24
4RP6RI	End cap with outlet for P210 lowered channel Ø75 mm	0.372


P 210 Series lowered channel without grating - Length 1000 / 500 mm

Channel L. mm	Code	Description	Water passage mm	Run-off section cm ²	Weight kg	Pieces pallet
1000	4RP6S	Additivated polymer concrete P210 lowered channel with galvanised protective edge rails, complying with the UNI EN 1433 standard	156	89	12.9	30
	4RP6SI	Additivated polymer concrete P210 lowered channel with AISI 304 stainless steel protective edge rails, complying with the UNI EN 1433 standard	156	89	12.9	30
500	4RP6MS	Additivated polymer concrete P210 lowered channel with galvanised protective edge rails, complying with the UNI EN 1433 standard	156	89	6.5	loose

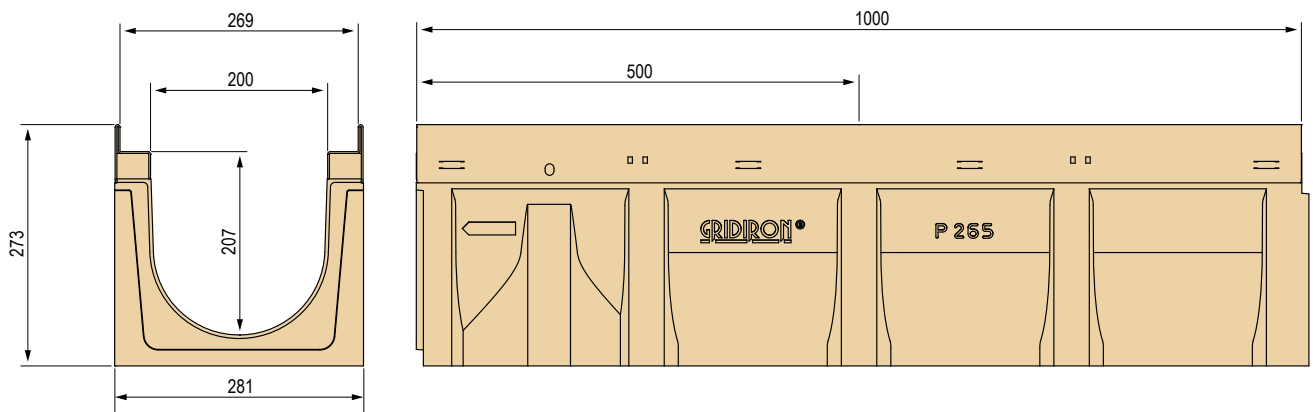
POLYMER CONCRETE CHANNELS P 265 SERIES

Grating width 265 mm


Polymer concrete channel with galvanised protective edge rails. The channels are sold exclusively in complete pallets and together with the gratings.



P 265 Series channel dimensions



Available gratings

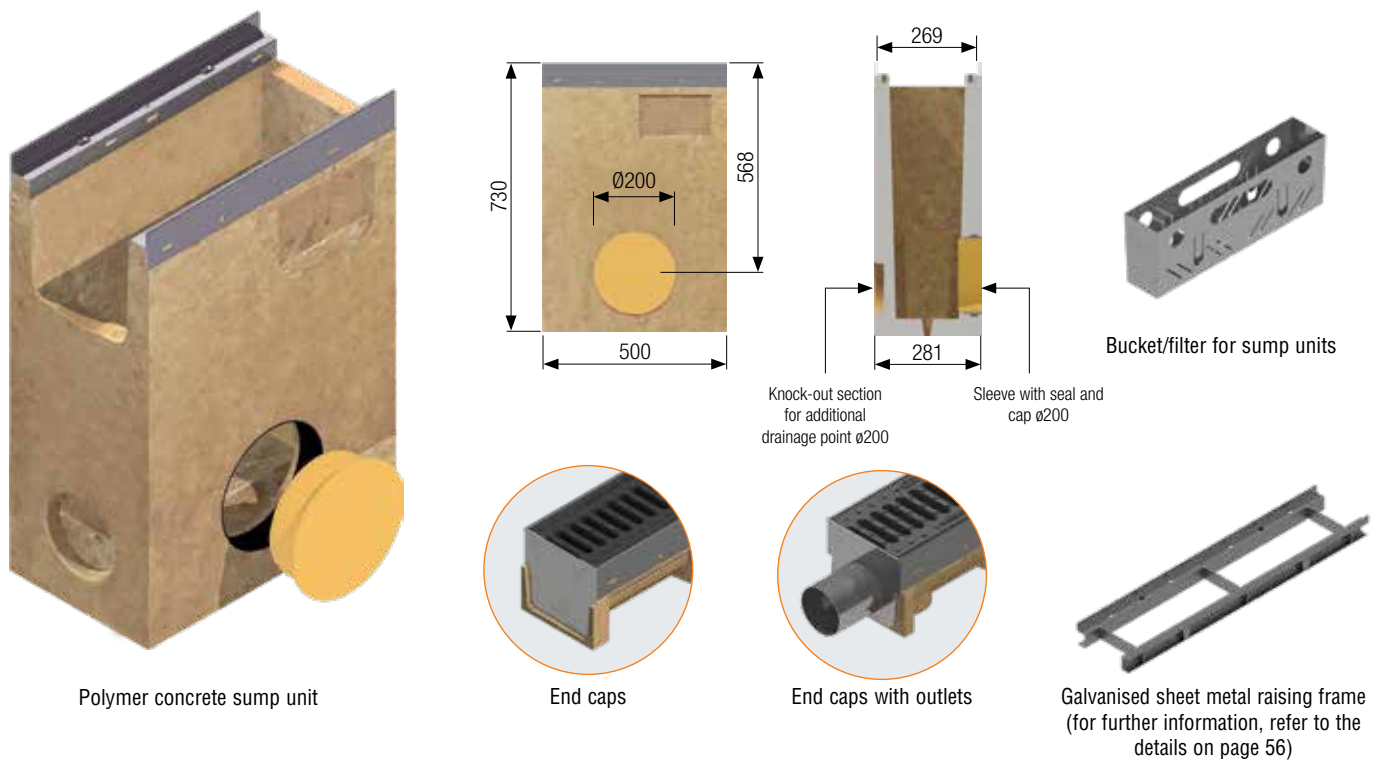


- ① Pressure-locked grating, 33x33 mesh, galvanised **C 250**
- ② Pressure-locked grating, 33x11 heelguard mesh, galvanised **C 250**
- ③ Embossed metal sheet plate Th. 3, galvanised **D 400**
- ④ Ductile iron grating **D 400**
- ⑤ Ductile iron grating **E 600**
- ⑥ Ductile iron grating **F 900**

P 265 Series channel complete with grating - Length 1000 / 500 mm

Channel L. mm	Code	Grating	Description of the channel assembled with the grating complete with accessories	Weight kg	Load class
1000	4RP3SGP	①	Channel complete with pressure-locked grating 30x3-10x2 33x33, hot-dip galvanised	51.85	C 250
	4RP3SGPA	②	Channel complete with pressure-locked grating 30x3-10x2 33x15 heelguard mesh, hot-dip galvanised	53.30	
	4RP3SP	③	Channel complete with embossed metal sheet plate Th. 3, reinforced and hot-dip galvanised	62.54	D 400
	4RP3SGG	④	Channel complete with 2 x GJS500-7 D 400 ductile iron gratings	59.30	
	4RP3SGSE	⑤	Channel complete with 2 x GJS500-7 E 600 ductile iron gratings	65.70	
	4RP3SGSF	⑥	Channel complete with 2 x GJS500-7 F 900 ductile iron gratings	69.32	
500	4RP3MSGP	①	Channel complete with pressure-locked grating 30x3-10x2 33x33, hot-dip galvanised	25.93	C 250
	4RP3MSGA	②	Channel complete with pressure-locked grating 30x3-10x2 33x15 heelguard mesh, hot-dip galvanised	26.65	
	4RP3MSP	③	Channel complete with embossed metal sheet plate Th. 3, reinforced and hot-dip galvanised	31.27	D 400
	4RP3MSGG	④	Channel complete with GJS500-7 D 400 ductile iron grating	29.65	
	4RP3MSGSE	⑤	Channel complete with GJS500-7 E 600 ductile iron grating	32.85	
	4RP3MSGSF	⑥	Channel complete with GJS500-7 F 900 ductile iron grating	34.66	

P 265 Series accessories



Polymer concrete sump unit

End caps

End caps with outlets

Galvanised sheet metal raising frame
(for further information, refer to the details on page 56)

P 265 Series polymer concrete sump unit complete with grating - Length 500 mm

Sump unit L. mm	Code	Grating	Description of the sump unit assembled with the grating complete with accessories	Weight kg	Load class
500	4RP3PZGP	①	Sump unit complete with pressure-locked grating 30x3-10x2 33x33, hot-dip galvanised	110.75	C 250
	4RP3PZGPA	②	Sump unit complete with pressure-locked grating 30x3-10x2 33x15 heelguard mesh, hot-dip galvanised	111.50	
	4RP3PZP	③	Sump unit complete with embossed metal sheet plate Th. 3, reinforced and hot-dip galvanised	114.70	D 400
	4RP3PZGS	④	Sump unit complete with GJS500-7 D 400 ductile iron grating	111.45	
	4RP3PZGSE	⑤	Sump unit complete with GJS500-7 E 600 ductile iron grating	117.86	
	4RP3PZGSF	⑥	Sump unit complete with GJS500-7 F 900 ductile iron grating	121.43	

P 265 Series polymer concrete sump unit without grating and accessories

Code	Description	Weight kg
4RP3PZ	Polymer concrete sump unit with galvanised edge rail L=500	106.00
4RP3TID	Right-hand end cap for channel closure female side	0.752
4RP3TIS	Left-hand end cap for channel closure male side	0.774
4RP3RI	End cap with outlet for P265 channel Ø160 mm	1.398
4R03VI	Bucket/filter, AISI 304 stainless steel	1.71
4R03PR	Galvanised sheet metal raising frame for two-stage channel laying	

P 265 Series channel without grating - Length 1000 / 500 mm

Channel L. mm	Code	Description	Water passage mm	Run-off section cm ²	Weight kg	Pieces pallet
1000	4RP3S	Additivated polymer concrete P265 channel with galvanised protective edge rails, complying with the UNI EN 1433 standard.	200	365	43.3	16
500	4RP3MS	Additivated polymer concrete P265 channel with galvanised protective edge rails, complying with the UNI EN 1433 standard.	200	365	21.65	loose

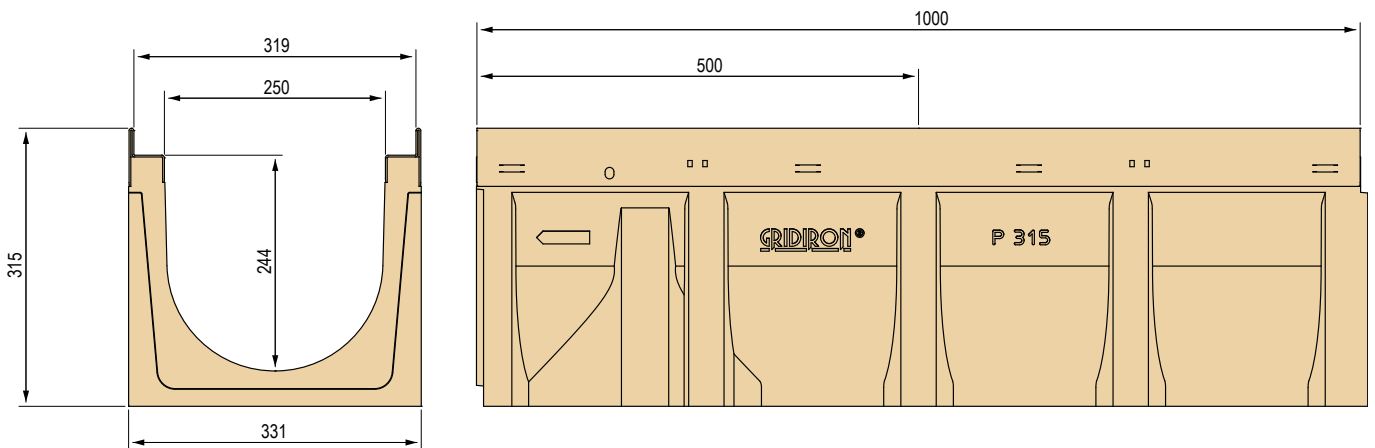
POLYMER CONCRETE CHANNELS P 315 SERIES

Grating width 315 mm

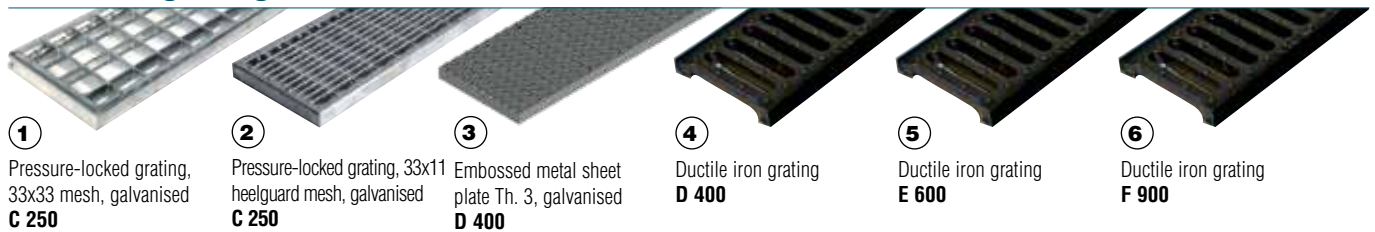
Polymer concrete channel with galvanised protective edge rails. The channels are sold exclusively in complete pallets and together with the gratings.



P 315 Series channel dimensions



Available gratings




P 315 Series channel complete with grating - Length 1000 / 500 mm


Channel L. mm	Code	Grating	Description of the channel assembled with the grating complete with accessories	Weight kg	Load class
1000	4RP4SGP	①	Channel complete with pressure-locked grating 30x4-10x2 33x33, hot-dip galvanised	63.07	C 250
	4RP4SGPA	②	Channel complete with pressure-locked grating 30x4-10x2 33x15 heelguard mesh, hot-dip galvanised	64.99	
	4RP4SP	③	Channel complete with embossed metal sheet plate Th. 3, reinforced and hot-dip galvanised	79.58	D 400
	4RP4SGG	④	Channel complete with 2 x GJS500-7 D 400 ductile iron gratings	84.00	
	4RP4SGE	⑤	Channel complete with 2 x GJS500-7 E 600 ductile iron gratings	85.86	
	4RP4SGF	⑥	Channel complete with 2 x GJS500-7 F 900 ductile iron gratings	92.56	
500	4RP4MSGP	①	Channel complete with pressure-locked grating 30x4-10x2 33x33, hot-dip galvanised	31.54	C 250
	4RP4MSGA	②	Channel complete with pressure-locked grating 30x4-10x2 33x15 heelguard mesh, hot-dip galvanised	32.50	
	4RP4MSP	③	Channel complete with embossed metal sheet plate Th. 3, reinforced and hot-dip galvanised	39.79	D 400
	4RP4MSGG	④	Channel complete with GJS500-7 D 400 ductile iron grating	42.20	
	4RP4MSGE	⑤	Channel complete with GJS500-7 E 600 ductile iron grating	42.93	
	4RP4MSGF	⑥	Channel complete with GJS500-7F 900 ductile iron grating	46.28	



P 315 Series accessories



End cap for channel



End caps with outlets

Code	Description	Weight kg
4RP4TID	Right-hand end cap for channel closure female side	1.34
4RP4TIS	Left-hand end cap for channel closure male side	1.50
4RP4RI	End cap with outlet for P315 channel Ø204 mm	1.80
4R04PR	Galvanised sheet metal raising frame for two-stage channel laying	


P 315 Series channel without grating - Length 1000 / 500 mm

Channel L. mm	Code	Description	Water passage mm	Run-off section cm ²	Weight kg	Pieces pallet
1000	4RP4S	Additivated polymer concrete P315 channel with galvanised protective edge rails, complying with the UNI EN 1433 standard.	250	536	50.44	9
500	4RP4MS	Additivated polymer concrete P315 channel with galvanised protective edge rails, complying with the UNI EN 1433 standard.	250	536	25.22	loose

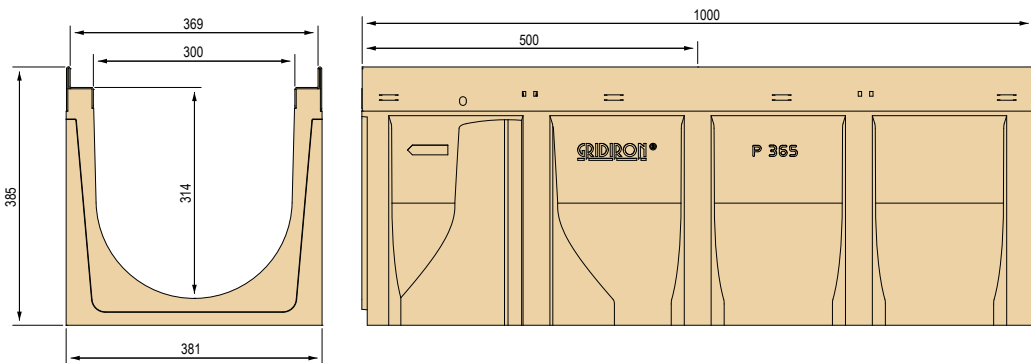
POLYMER CONCRETE CHANNELS P 365 SERIES

Grating width 365 mm

Polymer concrete channel with galvanised protective edge rails. The channels are sold exclusively in complete pallets and together with the gratings.



P 365 Series channel dimensions



Available gratings N.B.: the gratings in orange are available only on request



1
Pressure-locked grating, 33x33 mesh, galvanised
C 250

2
Pressure-locked grating, 33x15 heelguard mesh, galvanised
C 250

3
Pressure-locked grating, 22x66 mesh, galvanised
D 400

4
Pressure-locked grating, 15x66 heelguard mesh, galvanised
D 400

5
Embossed metal sheet plate Th. 3, galvanised
D 400

6
Ductile iron grating
D 400

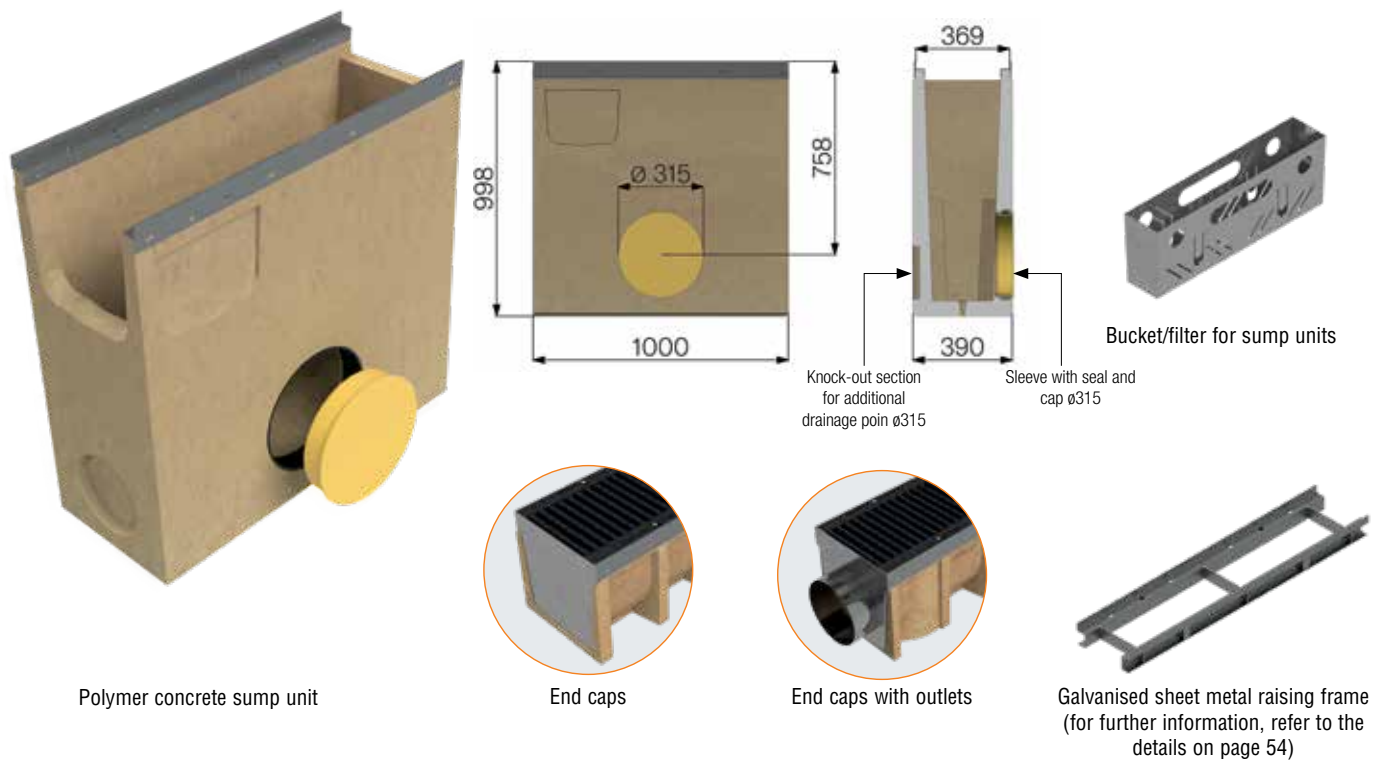
7
Ductile iron grating
E 600

8
Ductile iron grating
F 900

P 365 Series channel complete with grating - Length 1000 / 500 mm

Channel L. mm	Code	Grating	Description of the channel assembled with the grating complete with accessories	Weight kg	Load class
1000	4RP5SGP	1	Channel complete with pressure-locked grating 30x5-10x3 33x33, hot-dip galvanised	80.32	C 250
	4RP5SGPB	2	Channel complete with pressure-locked grating 30x5-10x3 33x15 heelguard mesh, hot-dip galvanised	84.52	
	4RP5SGPC	3	Channel complete with pressure-locked grating 30x5-10x3 22x66, hot-dip galvanised	85.42	D 400
	4RP5SGPA	4	Channel complete with pressure-locked grating 30x4-10x3 15x66 heelguard mesh, hot-dip galvanised	87.52	
	4RP5SP	5	Channel complete with embossed metal sheet plate Th. 3, reinforced and hot-dip galvanised	96.36	
	4RP5SGG	6	Channel complete with 2 x GJS500-7 D 400 ductile iron gratings	102.26	
	4RP5SGE	7	Channel complete with 2 x GJS500-7 E 600 ductile iron gratings	109.33	E 600
	4RP5SGF	8	Channel complete with 2 x GJS500-7 F 900 ductile iron gratings	113.25	F 900
500	4RP5MSGP	1	Channel complete with pressure-locked grating 30x5-10x3 33x33, hot-dip galvanised	40.16	C 250
	4RP5MSGB	2	Channel complete with pressure-locked grating 30x5-10x3 33x15 heelguard mesh, hot-dip galvanised	42.26	
	4RP5MSGC	3	Channel complete with pressure-locked grating 30x5-10x3 22x66, hot-dip galvanised	42.71	D 400
	4RP5MSGA	4	Channel complete with pressure-locked grating 30x4-10x3 15x66 heelguard mesh, hot-dip galvanised	43.76	
	4RP5MSP	5	Channel complete with embossed metal sheet plate Th. 3, reinforced and hot-dip galvanised	48.18	
	4RP5MSGG	6	Channel complete with GJS500-7 D 400 ductile iron grating	51.13	
	4RP5MSGE	7	Channel complete with GJS500-7 E 600 ductile iron grating	54.67	E 600
	4RP5MSGF	8	Channel complete with GJS500-7 F 900 ductile iron grating	56.63	F 900

P 365 Series accessories



Polymer concrete sump unit

End caps

End caps with outlets

Galvanised sheet metal raising frame
(for further information, refer to the details on page 54)

P 365 Series polymer concrete sump unit complete with grating - Length 1000 mm

Sump unit L. mm	Code	Grating	Description of the sump unit assembled with the grating complete with accessories	Weight kg	Load class
1000	4RP5PZGS	①	Sump unit complete with GJS500-7 D 400 ductile iron grating	382.74	D 400
	4RP5PZGE	②	Sump unit complete with GJS500-7 E 600 ductile iron grating	389.80	E 600
	4RP5PZGF	③	Sump unit complete with GJS500-7 F 900 ductile iron grating	393.72	F 900

P 365 Series polymer concrete sump unit without grating and accessories

Code	Description	Weight kg
4RP5PZ	Polymer concrete sump unit with galvanised edge rail L=1000	341.00
4RP5TID	Right-hand end cap for channel closure female side	2.90
4RP5TIS	Left-hand end cap for channel closure male side	3.10
4RP5RI	End cap with outlet for P365 Ø250mm	3.10
4R05VI	Bucket/filter, AISI 304 stainless steel	4.14

P 365 Series channel without grating - Length 1000 / 500 mm

Channel L. mm	Code	Description	Water passage mm	Run-off section cm ²	Weight kg	Pieces pallet
1000	4RP5S	Additivated polymer concrete P365 channel with galvanised protective edge rails, complying with the UNI EN 1433 standard.	300	833	60.52	9
500	4RP5MS	Additivated polymer concrete P365 channel with galvanised protective edge rails, complying with the UNI EN 1433 standard.	300	833	31.28	loose

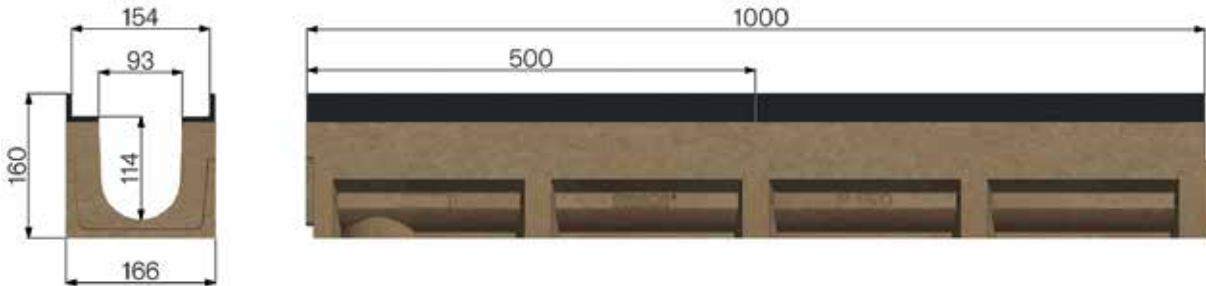
POLYMER CONCRETE CHANNELS P 150 SERIES WITH DUCTILE IRON EDGE RAIL

Grating width 150 mm


Polymer concrete channel with ductile iron edge rails.
The channels are sold exclusively in complete pallets and together with the gratings.




P 150 Series channel with ductile iron edge rail dimensions




Available gratings



①
Ductile iron grating
D 400



②
Ductile iron grating
E 600

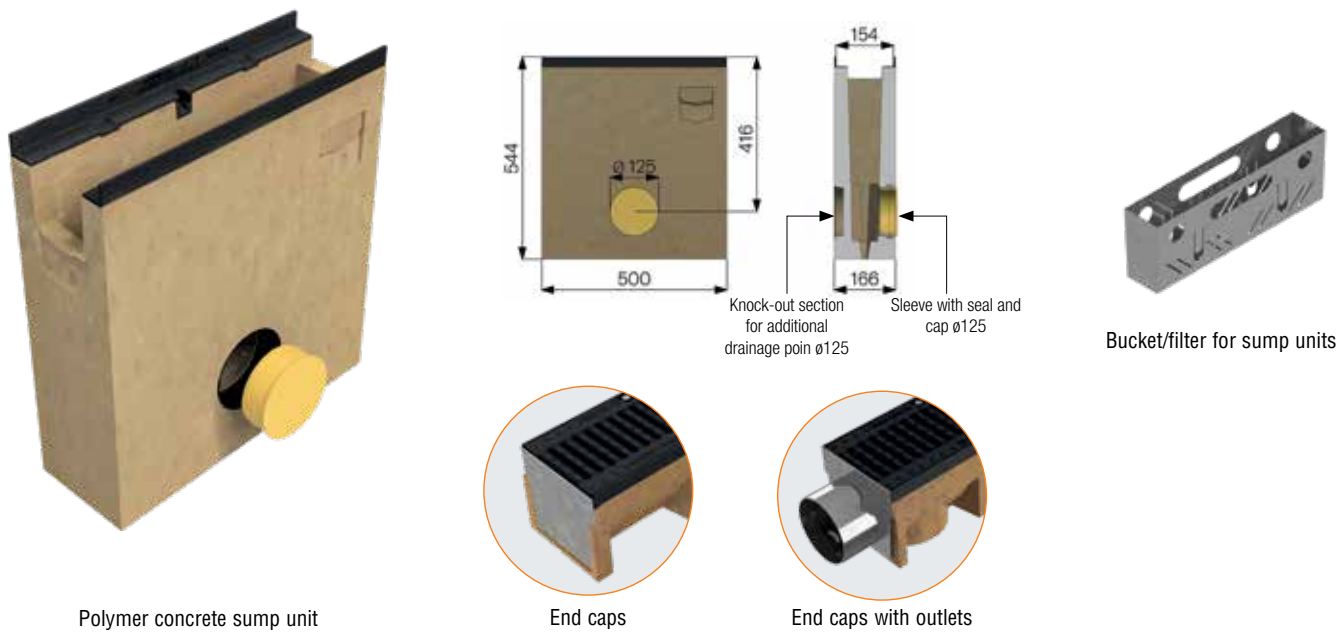


③
Ductile iron grating
F 900

P 150 Series channel with ductile iron edge rail complete with grating - Length 1000 / 500 mm

Channel L mm	Code	Grating	Description of the channel assembled with the grating complete with accessories	Weight kg	Load class
1000	4PG1SGS	①	Channel complete with 2 x GJS500-7 D 400 ductile iron gratings	32.34	D 400
	4PG1SGE	②	Channel complete with 2 x GJS500-7 E 600 ductile iron gratings	32.58	E 600
	4PG1SGF	③	Channel complete with 2 x GJS500-7 F 900 ductile iron gratings	34.36	F 900
500	4PG1MSGS	①	Channel complete with GJS500-7 D 400 ductile iron gratings	16.17	D 400
	4PG1MSGE	②	Channel complete with GJS500-7 E 600 ductile iron gratings	16.29	E 600
	4PG1MSGF	③	Channel complete with GJS500-7 F 900 ductile iron gratings	17.18	F 900

P 150 Series accessories with ductile iron edge rail



Polymer concrete sump unit

End caps

End caps with outlets

P 150 Series polymer concrete sump unit complete with ductile iron edge rail with grating and accessories - Length 500 mm

Sump unit L. mm	Code	Grating	Description of the sump unit assembled with the grating complete with accessories	Weight kg	Load class
500	4PG1PZGS	①	Sump unit complete with GJS500-7 D 400 ductile iron grating	69.40	D 400
	4PG1PZGE	②	Sump unit complete with GJS500-7 E 600 ductile iron grating	71.15	E 600
	4PG1PZGF	③	Sump unit complete with GJS500-7 F 900 ductile iron grating	75.89	F 900

P 150 Series polymer concrete sump unit without ductile iron edge rail with grating and accessories

Code	Description	Weight kg
4PG1PZ	Polymer concrete sump unit with ductile iron edge rail L=500	67,00
4RP1TID	Right-hand end cap for channel closure female side	1,58
4RP1TIS	Left-hand end cap for channel closure male side	1,58
4RP1RI	End cap with outlet for P150 $\varnothing 90$ mm	1,72
4R01VI	Bucket/filter, AISI 304 stainless steel	1,16

P 150 Series channel with ductile iron edge rail without grating - Length 1000 / 500 mm

Channel L. mm	Code	Description	Water passage mm	Run-off section cm ²	Weight kg	Pieces pallet
1000	4PG1S	Additivated polymer concrete P150 channel with ductile iron edge rails, complying with the UNI EN 1433 standard.	93	95	24.00	36
500	4PG1MS	Additivated polymer concrete P150 channel with ductile iron edge rails, complying with the UNI EN 1433 standard.	93	95	12.00	loose

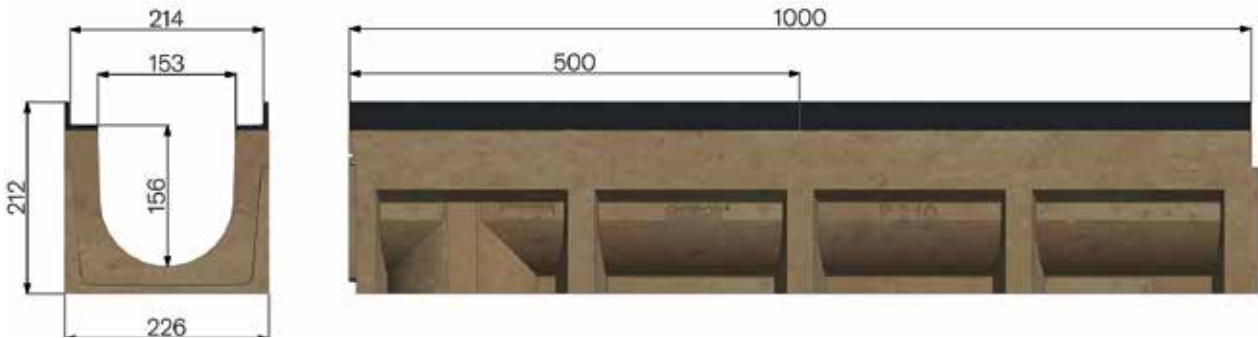
POLYMER CONCRETE CHANNELS P 210 SERIES WITH DUCTILE IRON EDGE RAIL

Grating width 210 mm

Polymer concrete channel with ductile iron edge rails.
The channels are sold exclusively in complete pallets and together with the gratings.



P 210 Series channel with ductile iron edge rail dimensions



Available gratings



① Ductile iron grating
D 400

② Ductile iron grating
E 600

③ Ductile iron grating
F 900

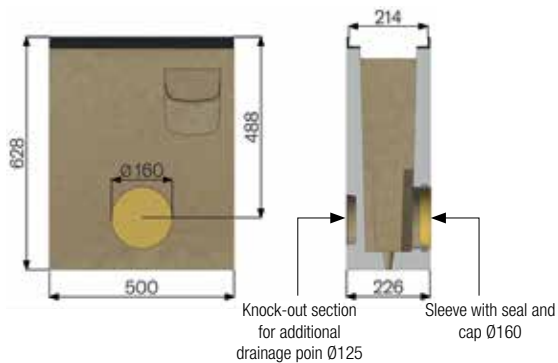
P 210 Series channel with ductile iron edge rail complete with grating - Length 1000 / 500 mm

Channel L, mm	Code	Grating	Description of the channel assembled with the grating complete with accessories	Weight kg	Load class
1000	4PG2SGS	①	Channel complete with 2 x GJS500-7 D 400 ductile iron gratings	42,62	D 400
	4PG2SGE	②	Channel complete with 2 x GJS500-7 E 600 ductile iron gratings	45,18	E 600
	4PG2SGF	③	Channel complete with 2 x GJS500-7 F 900 ductile iron gratings	49,74	F 900
500	4PG2MSGS	①	Channel complete with GJS500-7 D 400 ductile iron gratings	21,31	D 400
	4PG2MSGE	②	Channel complete with GJS500-7 E 600 ductile iron gratings	22,59	E 600
	4PG2MSGF	③	Channel complete with GJS500-7 F 900 ductile iron gratings	24,87	F 900


P 210 Series accessories with ductile iron edge rail




Polymer concrete sump unit



Bucket/filter for sump units



End caps



End caps with outlets

P 210 Series polymer concrete sump unit complete with ductile iron edge rail with grating and accessories - Length 500 mm

Sump unit L. mm	Code	Grating	Description of the sump unit assembled with the grating complete with accessories	Weight kg	Load class
500	4PG2PZGS	①	Sump unit complete with GJS500-7 D 400 ductile iron grating	84,85	D 400
	4PG2PZGE	②	Sump unit complete with GJS500-7 E 600 ductile iron grating	88,20	E 600
	4PG2PZGF	③	Sump unit complete with GJS500-7 F 900 ductile iron grating	93,17	F 900

P 210 Series polymer concrete sump unit without ductile iron edge rail with grating and accessories

Code	Description	Weight kg
4PG2PZ	Polymer concrete sump unit with ductile iron edge rail L=500	81,00
4RP2TID	Right-hand end cap for channel closure female side	0,494
4RP2TIS	Left-hand end cap for channel closure male side	0,516
4RP2RI	End cap with outlet for P210 Ø150 mm	0,946
4R02VI	Bucket/filter, AISI 304 stainless steel	1,50

P 210 Series channel with ductile iron edge rail without grating - Length 1000 / 500 mm

Channel L. mm	Code	Description	Water passage mm	Run-off section cm ²	Weight kg	Pieces pallet
1000	4PG2S	Additivated polymer concrete P210 channel with ductile iron edge rails, complying with the UNI EN 1433 standard.	153	210	30,42	20
500	4PG2MS	Additivated polymer concrete P210 channel with ductile iron edge rails, complying with the UNI EN 1433 standard.	153	210	15,21	loose

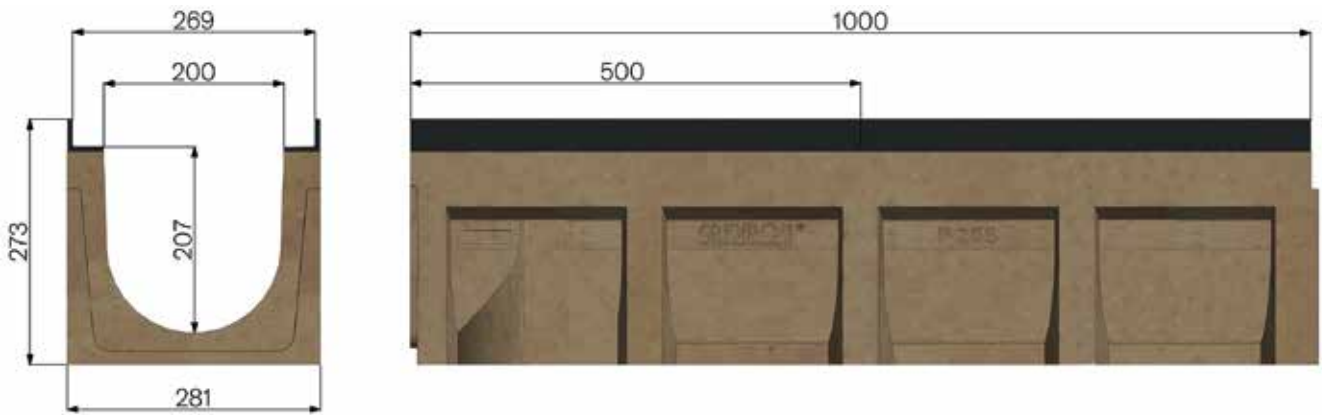
POLYMER CONCRETE CHANNELS P 265 SERIES WITH DUCTILE IRON EDGE RAIL

Grating width 265 mm

Polymer concrete channel with ductile iron edge rails.
The channels are sold exclusively in complete pallets and together with the gratings.



P 265 Series channel with ductile iron edge rail dimensions



Available gratings



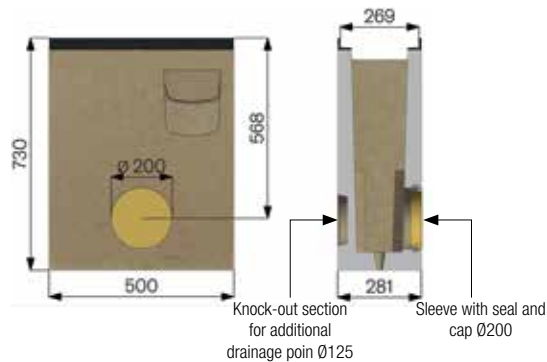
P 265 Series channel with ductile iron edge rail complete with grating - Length 1000 / 500 mm

Channel L, mm	Code	Grating	Description of the channel assembled with the grating complete with accessories	Weight kg	Load class
1000	4PG3SGS	①	Channel complete with 2 x GJS500-7 D 400 ductile iron gratings	65.12	D 400
	4PG3SGE	②	Channel complete with 2 x GJS500-7 E 600 ductile iron gratings	71.52	E 600
	4PG3SGF	③	Channel complete with 2 x GJS500-7 F 900 ductile iron gratings	73.32	F 900
500	4PG3MSGS	①	Channel complete with GJS500-7 D 400 ductile iron gratings	32.56	D 400
	4PG3MSGE	②	Channel complete with GJS500-7 E 600 ductile iron gratings	35.76	E 600
	4PG3MSGF	③	Channel complete with GJS500-7 F 900 ductile iron gratings	36.66	F 900


P 265 Series accessories with ductile iron edge rail




Polymer concrete sump unit



Bucket/filter for sump units



End caps



End caps with outlets

P 265 Series polymer concrete sump unit complete with ductile iron edge rail with grating and accessories - Length 500 mm

Sump unit L. mm	Code	Grating	Description of the sump unit assembled with the grating complete with accessories	Weight kg	Load class
500	4PG3PZGS	①	Sump unit complete with GJS500-7 D 400 ductile iron grating	113.45	D 400
	4PG3PZGE	②	Sump unit complete with GJS500-7 E 600 ductile iron grating	119.86	E 600
	4PG3PZGF	③	Sump unit complete with GJS500-7 F 900 ductile iron grating	123.43	F 900

P 265 Series polymer concrete sump unit without ductile iron edge rail with grating and accessories

Code	Description	Weight kg
4PG3PZ	Polymer concrete sump unit with ductile iron edge rail L=500	108.00
4RP3TID	Right-hand end cap for channel closure female side	0.752
4RP3TIS	Left-hand end cap for channel closure male side	0.774
4RP3RI	End cap with outlet for P265 Ø160 mm	1.398
4R03VI	Bucket/filter. AISI 304 stainless steel	1.71

P 265 Series channel with ductile iron edge rail without grating - Length 1000 / 500 mm

Channel L. mm	Code	Description	Water passage mm	Run-off section cm ²	Weight kg	Pieces pallet
1000	4PG3S	Additivated polymer concrete P265 channel with ductile iron edge rails, complying with the UNI EN 1433 standard.	200	365	47.30	16
500	4PG3MS	Additivated polymer concrete P265 channel with ductile iron edge rails, complying with the UNI EN 1433 standard.	200	365	23.65	loose

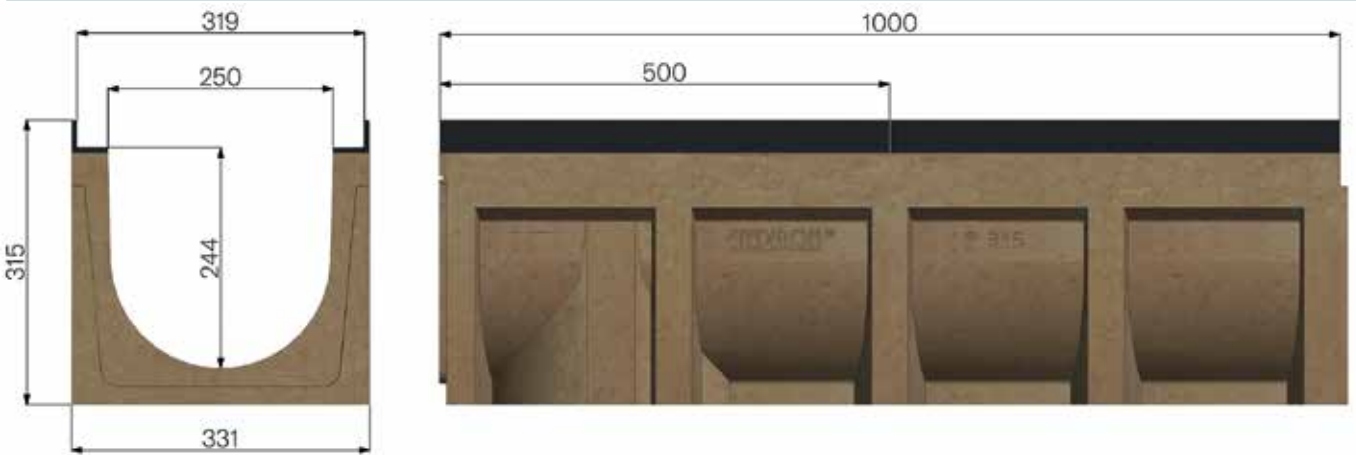
POLYMER CONCRETE CHANNELS P 315 SERIES WITH DUCTILE IRON EDGE RAIL

Grating width 315 mm

Polymer concrete channel with ductile iron edge rails.
The channels are sold exclusively in complete pallets and together with the gratings.



P 315 Series channel with ductile iron edge rail dimensions



Available gratings




P 315 Series channel with ductile iron edge rail complete with grating - Length 1000 / 500 mm

Channel L. mm	Code	Grating	Description of the channel assembled with the grating complete with accessories	Weight kg	Load class
1000	4PG4SGS	①	Channel complete with 2 x GJS500-7 D 400 ductile iron gratings	86.18	D 400
	4PG4SGE	②	Channel complete with 2 x GJS500-7 E 600 ductile iron gratings	89.86	E 600
	4PG4SGF	③	Channel complete with 2 x GJS500-7 F 900 ductile iron gratings	96.56	F 900
500	4PG4MSGS	①	Channel complete with GJS500-7 D 400 ductile iron gratings	43.09	D 400
	4PG4MSGE	②	Channel complete with GJS500-7 E 600 ductile iron gratings	44.93	E 600
	4PG4MSGF	③	Channel complete with GJS500-7 F 900 ductile iron gratings	48.28	F 900

P 315 Series channel with ductile iron edge rail without grating - Length 1000 / 500 mm

Channel L. mm	Code	Description	Water passage mm	Run-off section cm ²	Weight kg	Pieces pallet
1000	4PG4S	Additivated polymer concrete P315 channel with ductile iron edge rails, complying with the UNI EN 1433 standard.	250	536	54.44	9
500	4PG4MS	Additivated polymer concrete P315 channel with ductile iron edge rails, complying with the UNI EN 1433 standard.	250	536	27.22	loose



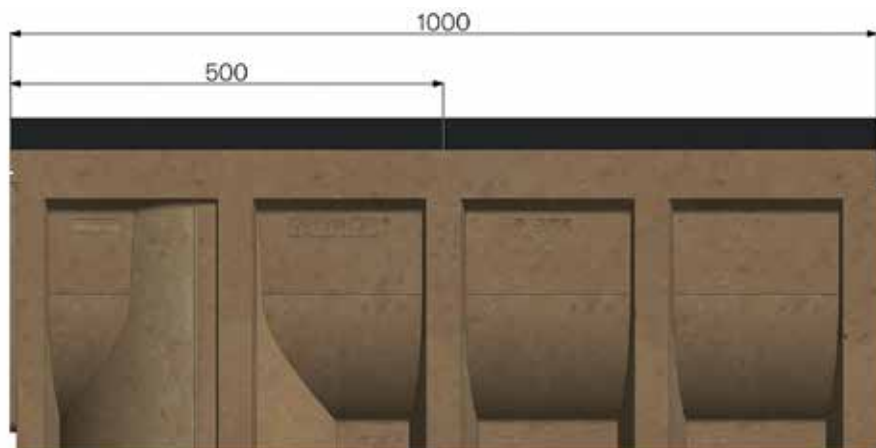
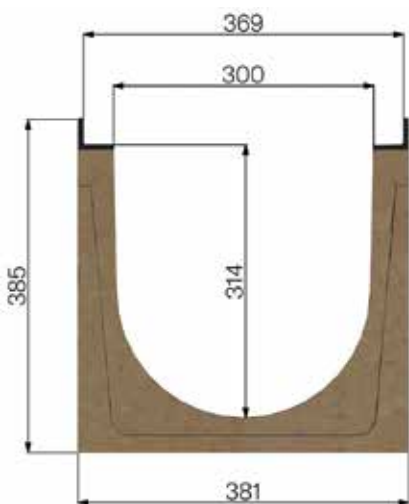
POLYMER CONCRETE CHANNELS P 365 SERIES WITH DUCTILE IRON EDGE RAIL

Grating width 365 mm

Polymer concrete channel with ductile iron edge rails. The channels are sold exclusively in complete pallets and together with the gratings.




P 365 Series with ductile iron edge rail channel dimensions



Available gratings



① Ductile iron grating
D 400



② Ductile iron grating
E 600

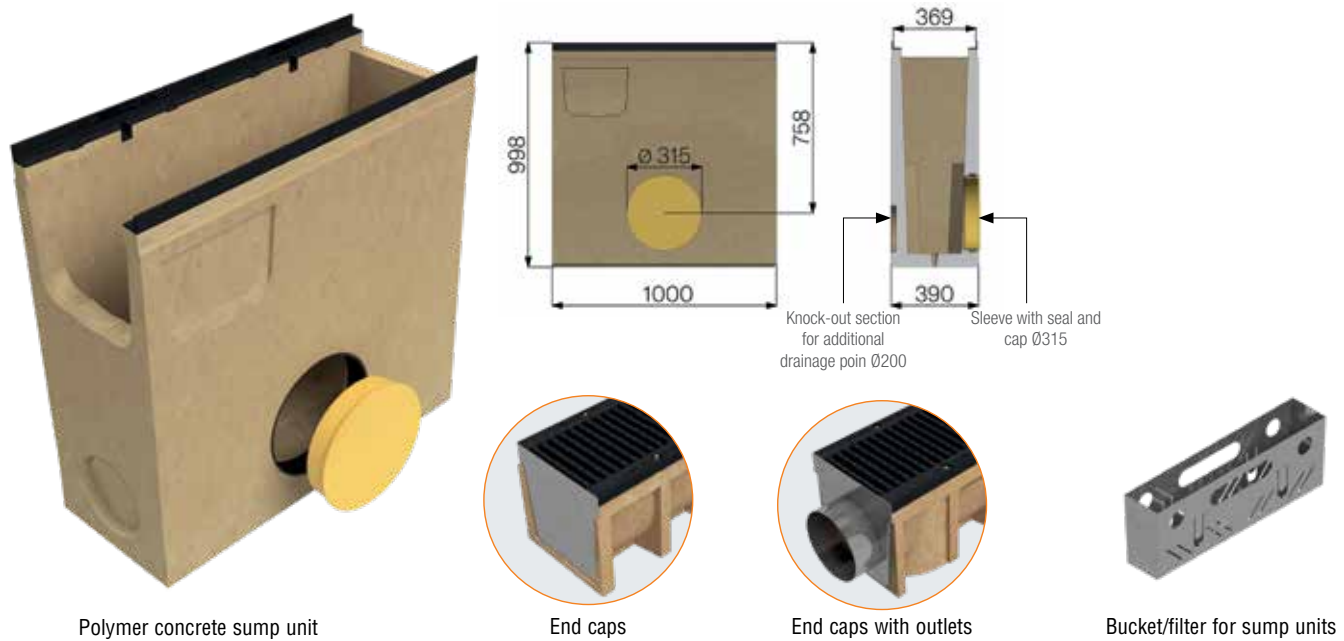


③ Ductile iron grating
F 900

P 365 Series channel with ductile iron edge rail complete with grating - Length 1000 / 500 mm

Channel L, mm	Code	Grating	Description of the channel assembled with the grating complete with accessories	Weight kg	Load class
1000	4PG5SGS	①	Channel complete with 2 x GJS500-7 D 400 ductile iron gratings	106.26	D 400
	4PG5SGE	②	Channel complete with 2 x GJS500-7 E 600 ductile iron gratings	113.33	E 600
	4PG5SGF	③	Channel complete with 2 x GJS500-7 F 900 ductile iron gratings	117.25	F 900
500	4PG5MSGS	①	Channel complete with GJS500-7 D 400 ductile iron gratings	53.13	D 400
	4PG5MSGE	②	Channel complete with GJS500-7 E 600 ductile iron gratings	56.66	E 600
	4PG5MSGF	③	Channel complete with GJS500-7 F 900 ductile iron gratings	58.62	F 900

P 365 Series Series accessories with ductile iron edge rail



Polymer concrete sump unit

End caps

End caps with outlets

Bucket/filter for sump units

P 365 Series polymer concrete sump unit complete with ductile iron edge rail with grating and accessories - Length 500 mm

Sump unit L. mm	Code	Grating	Description of the sump unit assembled with the grating complete with accessories	Weight kg	Load class
500	4PG5PZGS	①	Sump unit complete with GJS500-7 D 400 ductile iron grating	381.90	D 400
	4PG5PZGE	②	Sump unit complete with GJS500-7 E 600 ductile iron grating	384.15	E 600
	4PG5PZGF	③	Sump unit complete with GJS500-7 F 900 ductile iron grating	391.84	F 900

P 365 Series polymer concrete sump unit without ductile iron edge rail with grating and accessories

Code	Description	Weight kg
4PG5PZ	Polymer concrete sump unit with ductile iron edge rail L=1000	338.00
4RP5TID	Right-hand end cap for channel closure female side	2.90
4RP5TIS	Left-hand end cap for channel closure male side	3.10
4RP5RI	End cap with outlet for P365 Ø250 mm	3.10
4R05VI	Bucket/filter, AISI 304 stainless steel	4.14
4R05PR	Galvanised sheet metal raising frame for two-stage channel laying	

P 365 Series channel with ductile iron edge rail without grating - Length 1000 / 500 mm

Channel L. mm	Code	Description	Water passage mm	Run-off section cm ²	Weight kg	Pieces pallet
1000	4PG5S	Additivated polymer concrete P365 channel with ductile iron edge rails, complying with the UNI EN 1433 standard.	300	833	64.52	9
500	4PG5MS	Additivated polymer concrete P365 channel with ductile iron edge rails, complying with the UNI EN 1433 standard.	300	833	32.26	loose

POLYMER CONCRETE CHANNELS


Load classes

In accordance with the UNI EN 1433 standard



A 15 • B 125 • C 250 • D 400

SERIES POLY FLY

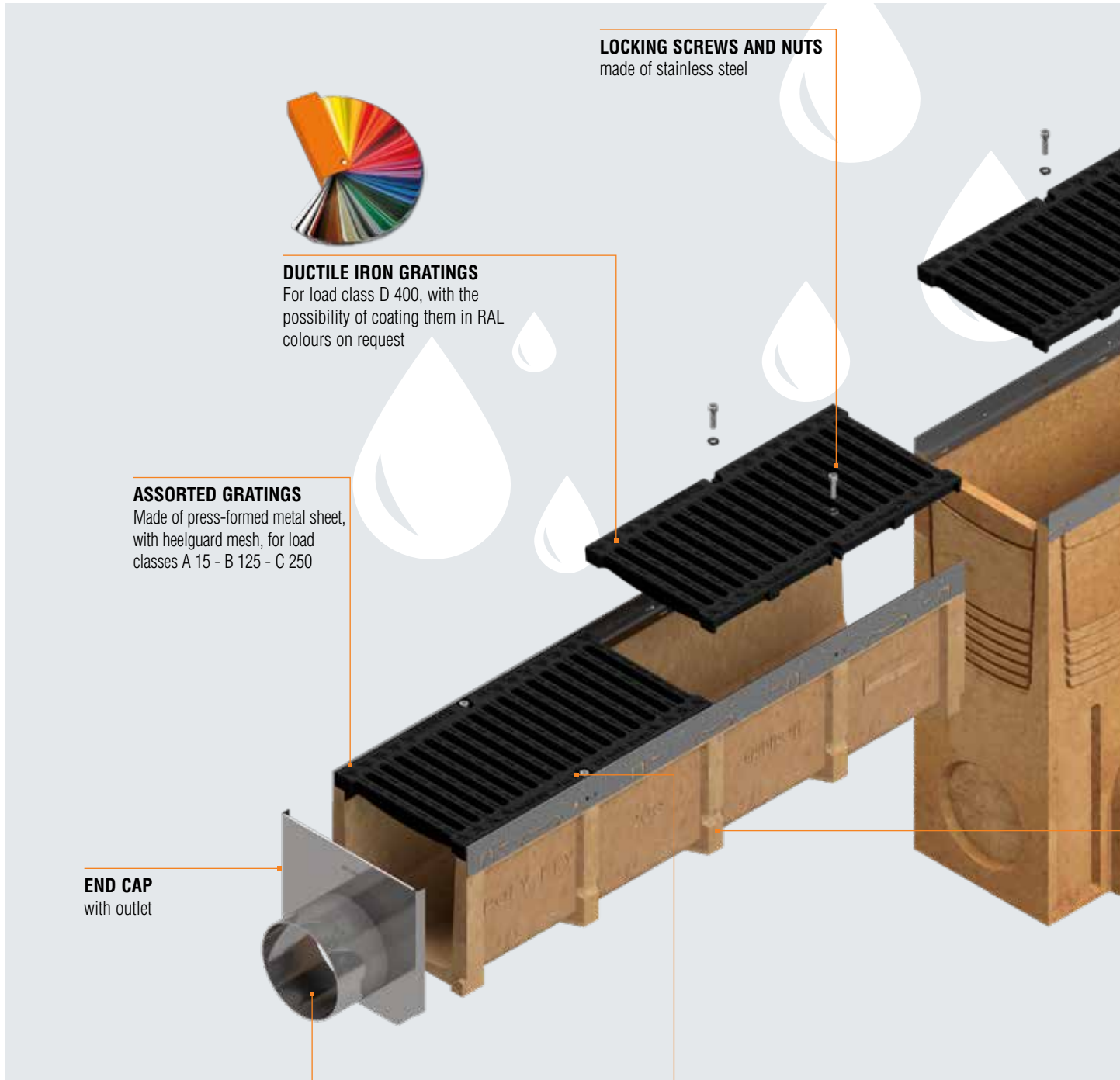


POLYMER
CONCRETE CHANNELS

- POLY FLY 100
- POLY FLY 100 LOW
- POLY FLY 100 WITH SLOPE
- POLY FLY 150
- POLY FLY 150 LOW
- POLY FLY 100 WITH SLOPE
- POLY FLY 200
- POLY FLY 200 LOW
- POLY FLY 300 HIGH
- POLY FLY 300 MEDIUM
- POLY FLY 300 LOW

POLYMER CONCRETE CHANNELS POLY FLY SERIES

SYSTEM AND TECHNICAL CHARACTERISTICS




LOCKING SCREWS AND NUTS
made of stainless steel



DUCTILE IRON GRATINGS
For load class D 400, with the possibility of coating them in RAL colours on request

ASSORTED GRATINGS
Made of press-formed metal sheet, with heelguard mesh, for load classes A 15 - B 125 - C 250

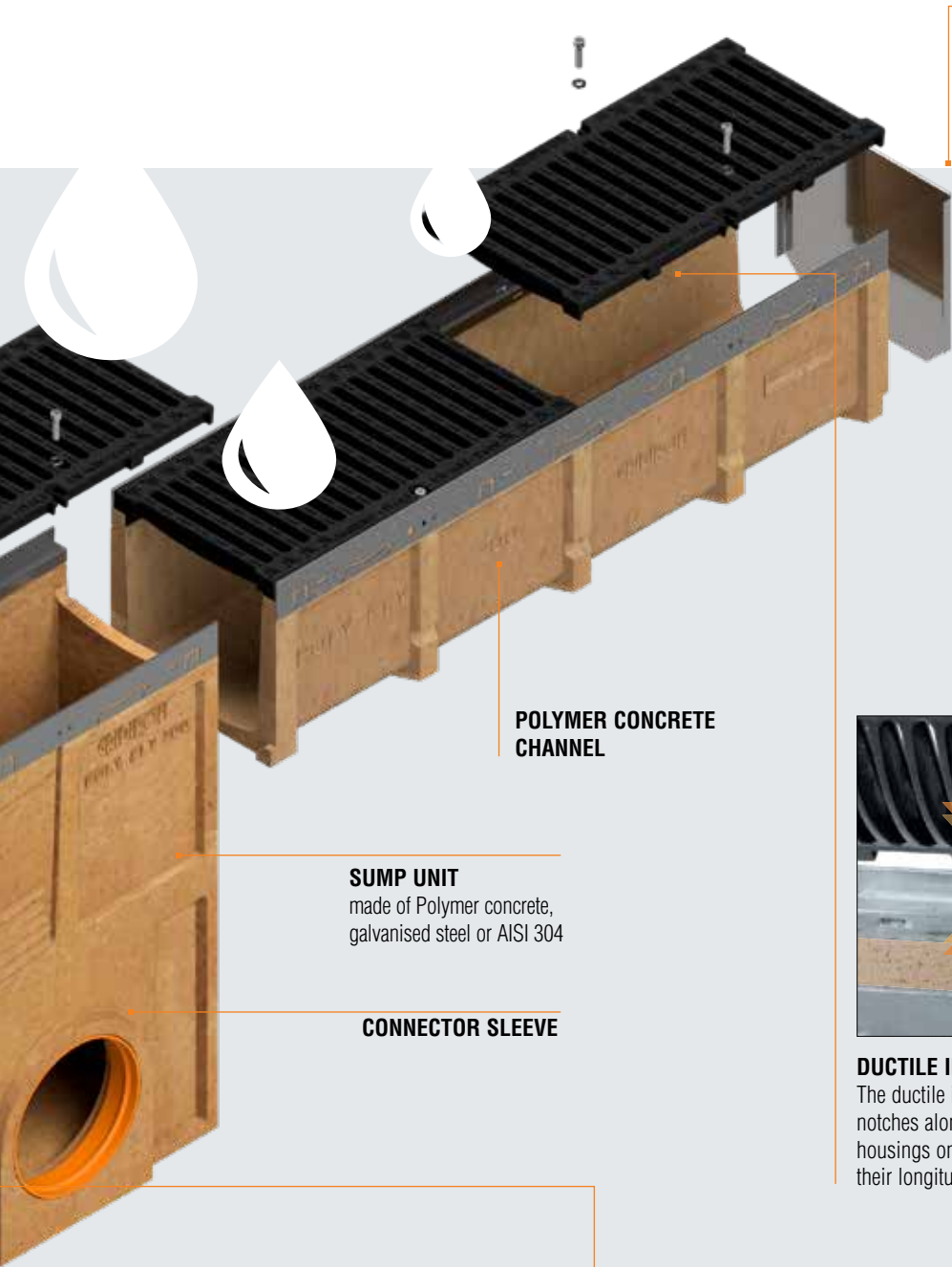
END CAP
with outlet



PERFECT AND STABLE JOINING
The channel end caps are made with male-female connections, with an inner slot that allows for sealing them together. We recommend the use of silicone sealant with neutral cross-linkage and low modulus.



SECURE ANCHORING IN THE CONCRETE
Fixing system designed by GRIDIRON: tang embedded into the concrete with a housing for the nut through which the screw is inserted




END CAP
for channel


POLYMER CONCRETE CHANNEL

SUMP UNIT
made of Polymer concrete,
galvanised steel or AISI 304

CONNECTOR SLEEVE




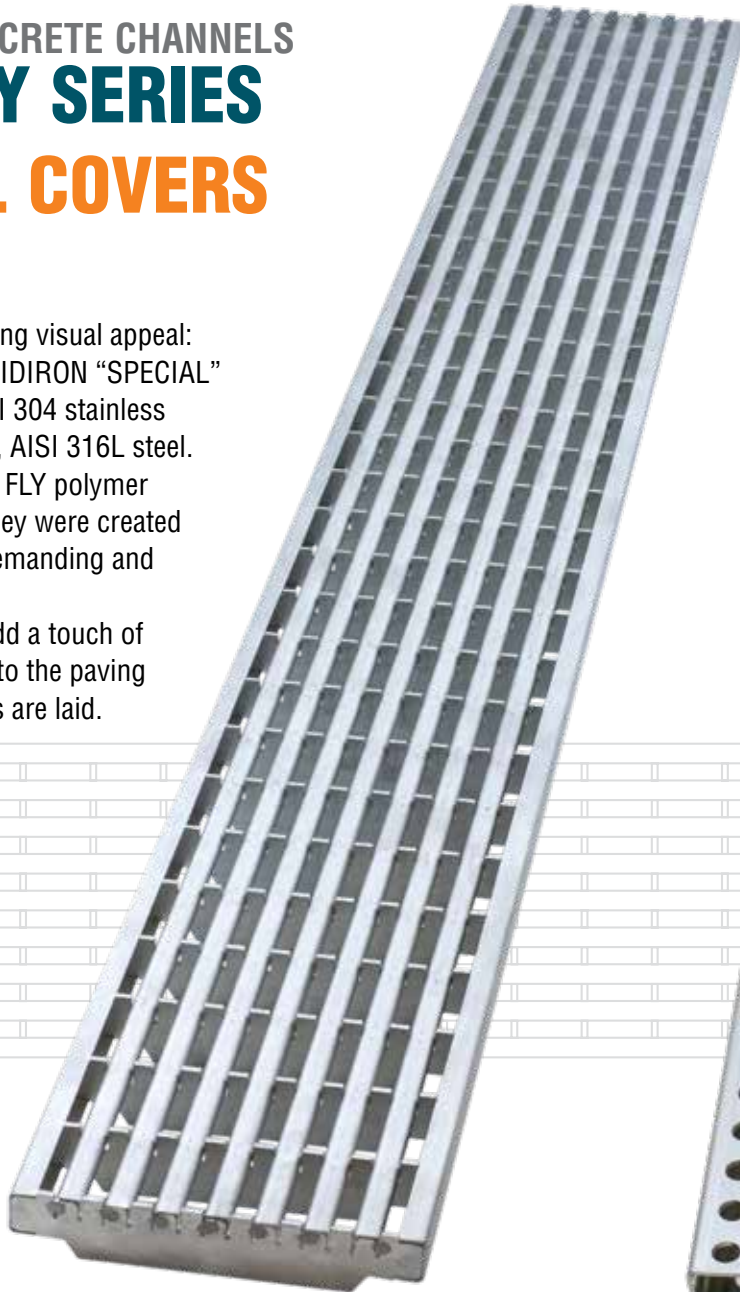
DUCTILE IRON GRATINGS SECURED TO THE CHANNEL
The ductile iron gratings secured to the channel have four relief notches along their lower section which slot into the relative housings on the protective edge rail of the channel to prevent their longitudinal movement.



MAXIMUM SAFETY
To facilitate laying operations, GRIDIRON has created four recesses on each side of the product for improved anchoring to the support and, above all, to facilitate the product's positioning with the aid of specific equipment, thereby reducing the application time and effort.

POLYMER CONCRETE CHANNELS POLY FLY SERIES SPECIAL COVERS

Fine design and striking visual appeal: these are the new GRIDIRON “SPECIAL” gratings made of AISI 304 stainless steel and, on request, AISI 316L steel. Combined with POLY FLY polymer concrete channels, they were created to satisfy the most demanding and attentive customers. The Special covers add a touch of elegance and design to the paving in which the channels are laid.




Special grating

HORIZON

Stainless steel grating with U-shaped longitudinal edge rails, heelguard, 6 mm slots, self-locking

B 125





Special grating

MOON

Stainless steel perforated metal sheet grating, Th. 12/10, with Ø10 holes, self-locking

A 15





Special grating

METRÒ

Stainless steel grating with 15x3 longitudinal flat bars, self-locking

A 15




Special grating

DOLOMITES

Stainless steel grating with triangular edge rails, self-locking

A 15



POLYMER CONCRETE CHANNELS

POLY FLY 100 (galvanised edge rail)

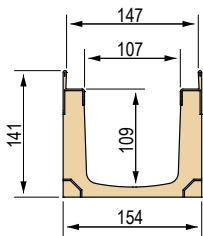
Grating width 150 mm

Polymer concrete channel with galvanised edge rails complying with the UNI EN 1433 standard. The channels are sold exclusively in complete pallets and together with the gratings.




GALVANISED
protective edge rail

Poly Fly 100 channel dimensions



Available gratings



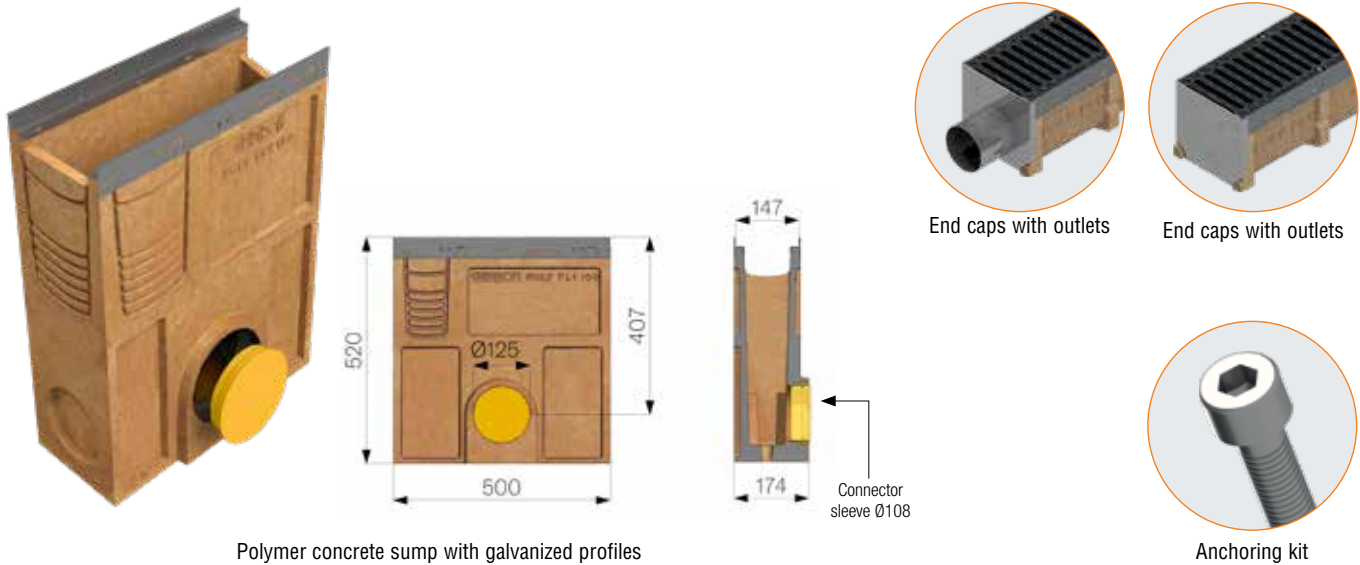
- ① Grating with 8 mm slots and C-shaped edges, galvanised, 12/10
A 15
- ② Pressure-locked grating, 33x33 mesh, galvanised
C 250
- ③ Pressure-locked grating, 55x11 heelguard mesh, galvanised
C 250
- ④ Pressure-locked grating, 33x11 heelguard mesh, galvanised
C 250
- ⑤ Ductile iron grating
D 400
- ⑥ Heelguard ductile iron grating
D 400
- ⑦ Embossed metal sheet plate Th. 3, galvanised
D 400

Poly Fly 100 channel (galvanised edge rail) complete with grating - Length 1000 mm

WITH GALVANISED PROTECTIVE EDGE RAIL

Channel L. mm	Code	Grating	Description of the channel assembled with the grating complete with accessories	Weight kg	Load class
1000	4G02SLC	①	Channel complete with galvanised press-formed metal sheet grating 12/10 with C-shaped edges	15.96	A 15
	4G02SG1	②	Channel complete with pressure-locked grating with C-shaped edges, 20x2-10x2 33x33, hot-dip galvanised	16.68	C 250
	4G02SG2	③	Channel complete with pressure-locked grating with C-shaped edges, 20x2-10x2 55x11 heelguard mesh, hot-dip galvanised	17.38	
	4G02SG3	④	Channel complete with pressure-locked grating with C-shaped edges, 20x2-10x2 33x11 heelguard mesh, hot-dip galvanised	17.95	
	4G02SGS	⑤	Channel complete with 2 x GJS500-7 ductile iron gratings	22.00	D 400
	4G02SGSA	⑥	Channel complete with 2 x GJS500-7 ductile iron heelguard gratings	22.32	
	4G02SP	⑦	Channel complete with embossed metal sheet solid plate Th. 3, reinforced and hot-dip galvanised	24.39	

Poly Fly 100 channel (galvanised edge rail) accessories



Polymer concrete sump with galvanized profiles

End caps with outlets

End caps with outlets

Anchoring kit

Poly Fly 100 Polymer concrete sump with galvanized profiles complete with grating - Length 500 mm

Sump unit L. mm	Code	Grating	Description of the sump unit assembled with the grating complete with accessories	Weight kg	Load class
500	4G02PZLC	①	Sump unit complete with galvanised press-formed metal sheet grating 12/10 with C-shaped edges	30.47	A 15
	4G02PZG1	②	Sump unit complete with pressure-locked grating with C-shaped edges, 20x2-10x2 33x33, hot-dip galvanised	31.27	C 250
	4G02PZG2	③	Sump unit complete with pressure-locked grating with C-shaped edges, 20x2-10x2 55x11 heelguard mesh, hot-dip galvanised	31.62	
	4G02PZG3	④	Sump unit complete with pressure-locked grating with C-shaped edges, 20x2-10x2 33x11 heelguard mesh, hot-dip galvanised	31.91	
	4G02PZGS	⑤	Sump unit complete with GJS500-7 ductile iron grating	33.93	D 400
	4G02PZGSA	⑥	Sump unit complete with GJS500-7 ductile iron heelguard grating	34.09	
	4G02PZP	⑦	Sump unit complete with embossed metal sheet solid plate Th. 3, reinforced and hot-dip galvanised	35.13	

Poly Fly 100 Polymer concrete sump with galvanized profiles without grating and accessories

Code	Description	Weight kg
4G02PP	Polymer concrete sump with galvanized profiles L 500 mm	33.00
4G03VXP	Bucket/Filter, AISI 304 stainless steel	1,16
4G02TI	AISI 304 stainless steel sheet end cap, thickness 15/10	0.30
4G02RI	AISI 304 stainless steel sheet end cap with outlet, thickness 15/10 Ø108 mm	0.52
4D00K	Anchoring kit for galvanised and AISI 304 stainless steel gratings (for gratings 2 - 3 - 4)	0.02
4D00V	Anchoring kit for ductile iron gratings (for gratings 5 - 6)	0.02
4D00P	Anchoring kit for galvanised/AISI 304 stainless steel plates (for plate 7)	0.02

Poly Fly 100 channel (galvanised edge rail) without grating - Length 1000 mm

Channel L. mm	Code	Description	Water passage mm	Run-off section cm ²	Weight kg	Pieces pallet
1000	4G02S	Poly Fly 100 polymer concrete channel with galvanised protective edge rail	107	108	14.14	42


POLYMER CONCRETE CHANNELS

POLY FLY 100

(AISI 304 stainless steel edge rail)

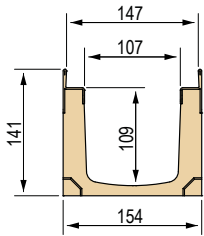
Grating width 150 mm

Polymer concrete channel with stainless steel edge rails complying with the UNI EN 1433 standard. The channels are sold exclusively in complete pallets and together with the gratings.









AISI 304 STAINLESS STEEL
protective edge rails

Poly Fly 100 channel dimensions



Available gratings

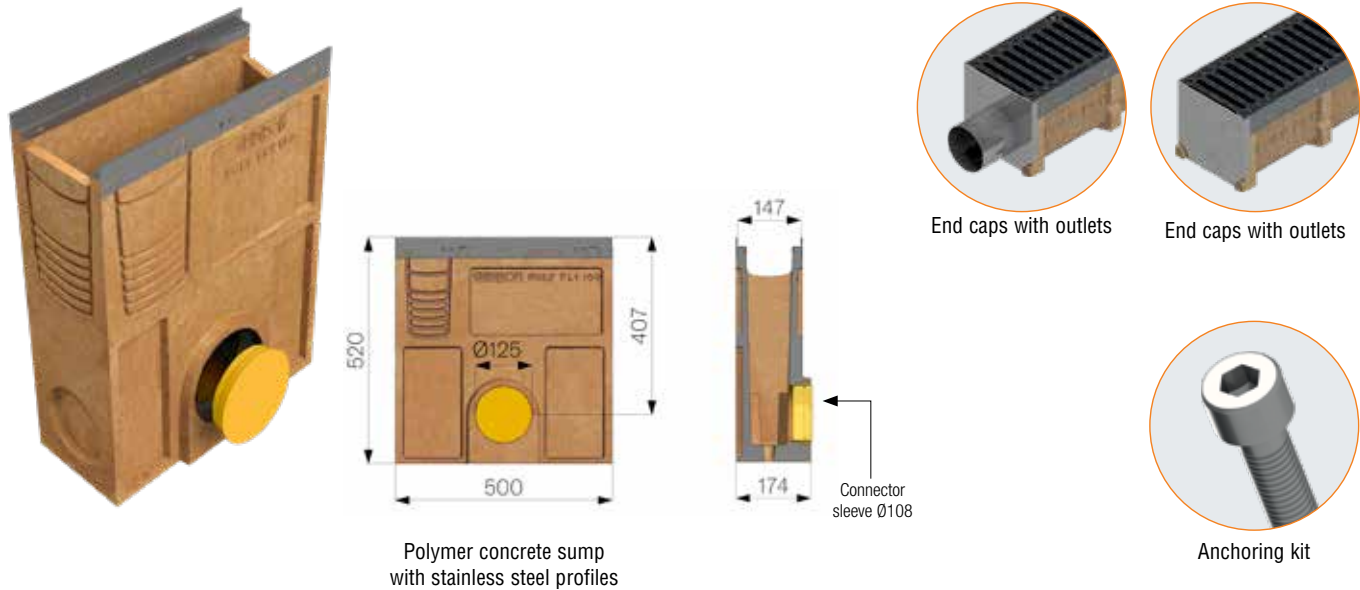
					
① Grating with 8 mm slots and C-shaped edges, AISI 304 stainless steel, 12/10 A 15	② Pressure-locked grating, 33x33 mesh, AISI 304 stainless steel C 250	③ Pressure-locked grating, 55x11 heelguard mesh, AISI 304 stainless steel C 250	④ Pressure-locked grating, 33x11 heelguard mesh, AISI 304 stainless steel C 250	⑤ AISI 304 stainless steel grating, 25x25 mesh D 400	⑥ Embossed metal sheet plate Th. 3, AISI 304 stainless steel D 400

Poly Fly 100 channel (AISI 304 stainless steel edge rail) complete with grating - Length 1000 mm

WITH AISI 304 STAINLESS STEEL PROTECTIVE EDGE RAIL

Channel L. mm	Code	Grating	Description of the channel assembled with the grating complete with accessories	Weight kg	Load class
1000	4G03SLCI	①	Channel complete with AISI 304 stainless steel press-formed metal sheet grating 12/10 with C-shaped edges	15.96	A 15
	4G03SX1	②	Channel complete with pressure-locked grating with edging, 20x2-10x2 33x33, AISI 304 stainless steel	17.69	C 250
	4G03SX2	③	Channel complete with pressure-locked grating with edging, 20x2-10x2 55x11 heelguard mesh, AISI 304 stainless steel	17.94	
	4G03SX3	④	Channel complete with pressure-locked grating with edging, 20x2-10x2 33x11 heelguard mesh, AISI 304 stainless steel	18.74	
	4G03SX4	⑤	Channel complete with pressure-locked grating with edging, 20x3-10x2 25x25, AISI 304 stainless steel	18.50	D 400
	4G03SPI	⑥	Channel complete with embossed metal sheet solid plate Th. 3, AISI 304 stainless steel, reinforced	24.39	

Poly Fly 100 channel (AISI 304 stainless steel edge rail) accessories



Poly Fly 100 Polymer concrete sump with AISI 304 stainless steel profiles complete with grating - Length 500 mm

Sump unit L. mm	Code	Grating	Description of the sump unit assembled with the grating complete with accessories	Weight kg	Load class
500	4G03PILCI	①	Sump unit complete with AISI 304 stainless steel press-formed metal sheet grating 12/10 with C-shaped edges	30.91	A 15
	4G03PIX1	②	Sump unit complete with pressure-locked grating with edging, 20x2-10x2 33x33, AISI 304 stainless steel	31.78	C 250
	4G03PIX2	③	Sump unit complete with pressure-locked grating with edging, 20x2-10x2 55x11, heelguard mesh, AISI 304 stainless steel	31.90	
	4G03PIX3	④	Sump unit complete with pressure-locked grating with edging, 20x2-10x2 33x11, heelguard mesh, AISI 304 stainless steel	32.30	
	4G03PIX4	⑤	Sump unit complete with pressure-locked grating with edging, 20x3-10x2 25x25, AISI 304 stainless steel	32.18	D 400
	4G03PIPI	⑥	Sump unit complete with embossed metal sheet solid plate Th. 3, AISI 304 stainless steel, reinforced	35.13	

Poly Fly 100 Polymer concrete sump with AISI 304 stainless steel profiles without grating and accessories

Code	Description	Weight kg
4G03PP	Polymer concrete sump with AISI 304 stainless steel profiles L 500 mm	33.00
4G03VXP	Bucket/Filter, AISI 304 stainless steel	1,16
4G02TI	AISI 304 stainless steel sheet end cap, thickness 15/10	0.30
4G02RI	AISI 304 stainless steel sheet end cap with outlet, thickness 15/10 Ø108 mm	0.52
4D00K	Anchoring kit for galvanised and AISI 304 stainless steel gratings (for gratings 2 - 5)	0.02
4D00A	Anchoring kit for AISI 304 stainless steel heelguard gratings (for gratings 3 - 4)	0.02
4D00P	Anchoring kit for AISI 304 stainless steel plates (for plate 6)	0.02

Poly Fly 100 channel (AISI 304 stainless steel edge rail) without grating - Length 1000 mm

Channel L. mm	Code	Description	Water passage mm	Run-off section cm ²	Weight kg	Pieces pallet
1000	4G03S	Poly Fly 100 polymer concrete channel with AISI 304 stainless steel protective edge rail	107	108	14.52	42

POLYMER CONCRETE CHANNELS

POLY FLY 100 WITH SPECIAL COVER

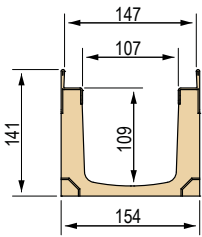
Grating width 150 mm

Polymer concrete channel with stainless steel edge rails complying with the UNI EN 1433 standard. The channels are sold exclusively in complete pallets and together with the gratings.




AISI 304 STAINLESS STEEL
protective edge rails

Poly Fly 100 channel dimensions



Available gratings N.B.: AISI 316 stainless steel version available on request.



①
"HORIZON"
grating
B 125

②
"MOON" grating
A 15

③
"METRÒ" grating
A 15

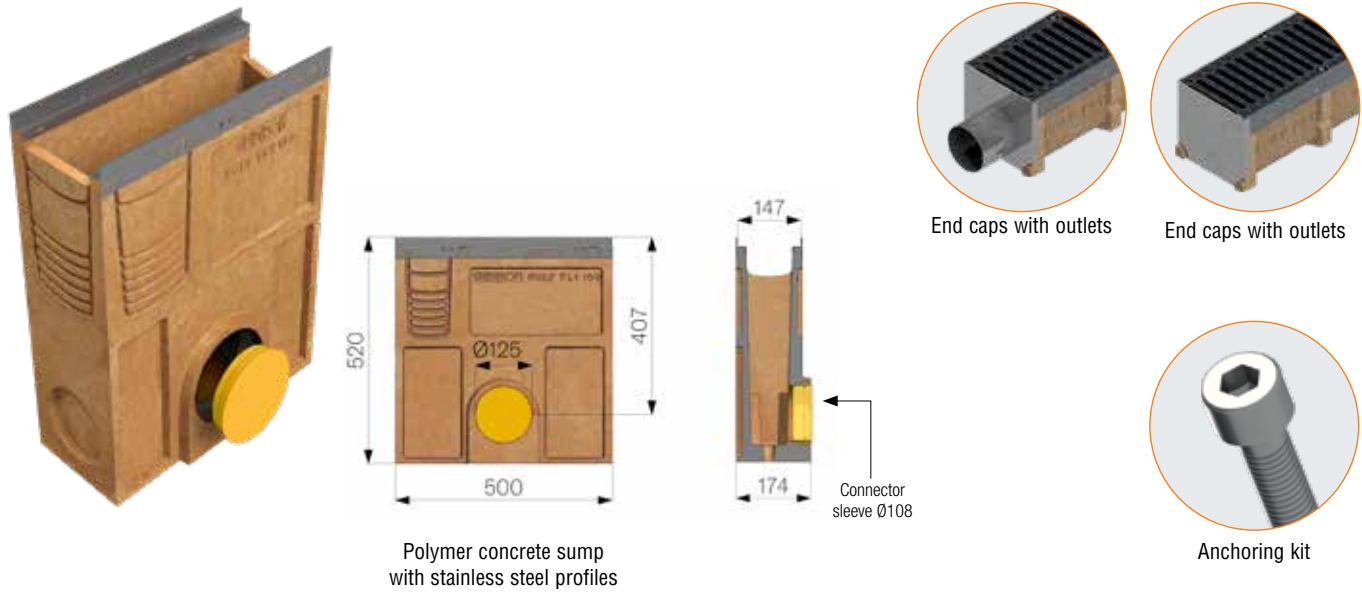
④
"DOLOMITES" grating
A 15

Poly Fly 100 channel complete with grating - - Length 1000 mm

WITH AISI 304 STAINLESS STEEL PROTECTIVE EDGE RAILS

Channel L. mm	Code	Grating	Description of the channel assembled with the grating complete with accessories	Weight kg	Load class
1000	4G03SD1	①	Channel complete with "HORIZON" model AISI 304 stainless steel grating with U-shaped longitudinal edge rails, heelguard 6 mm slots, self-locking	18.34	B 125
	4G03SD2	②	Channel complete with "MOON" model AISI 304 stainless steel grating, Th. 12/10 metal sheet, Ø10 holes, self-locking	16.34	A 15
	4G03SD3	③	Channel complete with "METRÒ" model AISI 304 stainless steel grating, with longitudinal 15x3 plates, self-locking	17.84	
	4G03SD4	④	Channel complete with "DOLOMITES" model AISI 304 stainless steel grating, with triangular edge rails, self-locking	18.83	

Accessories for Poly Fly 100 channel with Special cover



Poly Fly 100 Polymer concrete sump with AISI 304 stainless steel profiles complete with grating - Length 500 mm

Sump unit L. mm	Code	Grating	Description of the sump unit assembled with the grating complete with accessories	Weight kg	Load class
500	4G03PID1	①	Sump unit complete with "HORIZON" model AISI 304 stainless steel grating with U-shaped longitudinal edge rails, heelguard 6 mm slots, self-locking	32.10	B 125
	4G03PID2	②	Sump unit complete with "MOON" model AISI 304 stainless steel grating, Th. 12/10 metal sheet, Ø10 holes, self-locking	31.10	
	4G03PID3	③	Sump unit complete with "METRÒ" model AISI 304 stainless steel grating, with longitudinal 15x3 plates, self-locking	31.85	A 15
	4G03PID4	④	Sump unit complete with "DOLOMITES" model AISI 304 stainless steel grating, with triangular edge rails, self-locking	31.63	

Poly Fly 100 Polymer concrete sump with AISI 304 stainless steel profiles without grating and accessories

Code	Description	Weight kg
4G03PP	Polymer concrete sump with AISI 304 stainless steel profiles L 500 mm	33.00
4G03VXP	Bucket/Filter, AISI 304 stainless steel	1,16
4G02TI	AISI 304 stainless steel sheet end cap, thickness 15/10	0.30
4G02RI	AISI 304 stainless steel sheet end cap with outlet, thickness 15/10, Ø108 mm	0.52

Poly Fly 100 channel without grating - Length 1000 mm

Channel L. mm	Code	Description	Water passage mm	Run-off section cm ²	Weight kg	Pieces pallet
1000	4G03S	Poly Fly 100 polymer concrete channel with AISI 304 stainless steel protective edge rail	107	108	14.52	42

POLYMER CONCRETE CHANNELS

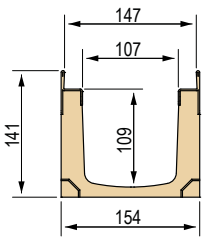
POLY FLY 100 WITH THIN COVER

CENTRAL SLOT

Polymer concrete channel with galvanised or stainless steel edge rails complying with the UNI EN 1433 standard. The channels are sold exclusively in complete pallets and together with the gratings.

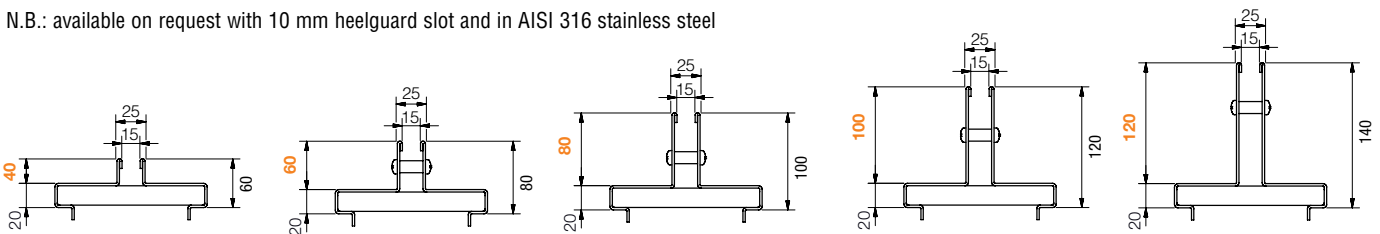


Poly Fly 100 channel dimensions



Available Thin covers

N.B.: available on request with 10 mm heelguard slot and in AISI 316 stainless steel



Poly Fly 100 channel without grating - Length 1000 mm

Channel L. mm	Code	Description	Water passage mm	Run-off section cm ²	Weight kg	Pieces pallet
1000	4G02S	Poly Fly 100 polymer concrete channel with galvanised protective edge rail	107	108	14.14	loose
	4G03S	Poly Fly 100 polymer concrete channel with AISI 304 stainless steel protective edge rail	107	108	14.52	loose

Galvanised steel or AISI 304 stainless steel Poly Fly 100 sump unit without grating

Sump unit L. mm	Code	Description	Weight kg
500	4G02PP	Polymer concrete sump with galvanized profiles L 500 mm	33.00
	4G03PP	Polymer concrete sump with AISI 304 stainless steel profiles L 500 mm	33.00



Thin covers with central slot - Slot width 15 mm

GALVANISED

N.B.: the Thin cover is supplied loose

Cover L. mm	Code	Description	Slot height mm	Weight kg	Load class
1000	4G02T0	Thin central cover, hot-dip galvanised, Th. 20/10	40	5.28	C 250
	4G02T	Thin central cover, hot-dip galvanised, Th. 20/10	60	5.91	
	4G02T1	Thin central cover, hot-dip galvanised, Th. 20/10	80	6.54	D 400
	4G02T2	Thin central cover, hot-dip galvanised, Th. 20/10	100	7.17	
	4G02T3	Thin central cover, hot-dip galvanised, Th. 20/10	120	7.29	
500	4G05T0	Thin central cover, hot-dip galvanised, Th. 20/10	40	2.63	C 250
	4G05T	Thin central cover, hot-dip galvanised, Th. 20/10	60	2.95	
	4G05T1	Thin central cover, hot-dip galvanised, Th. 20/10	80	3.27	D 400
	4G05T2	Thin central cover, hot-dip galvanised, Th. 20/10	100	3.58	
	4G05T3	Thin central cover, hot-dip galvanised, Th. 20/10	120	3.90	

AISI 304 STAINLESS STEEL

N.B.: the Thin cover is supplied loose

1000	4G03I0	Thin central cover made of AISI 304 stainless steel , Th. 20/10	40	5.28	C 250
	4G03I	Thin central cover made of AISI 304 stainless steel Th. 20/10	60	5.91	
	4G03I1	Thin central cover made of AISI 304 stainless steel Th. 20/10	80	6.54	D 400
	4G03I2	Thin central cover made of AISI 304 stainless steel Th. 20/10	100	7.17	
	4G03I3	Thin central cover made of AISI 304 stainless steel Th. 20/10	120	7.29	
500	4G05I0	Thin central cover made of AISI 304 stainless steel , Th. 20/10	40	2.63	C 250
	4G05I	Thin central cover made of AISI 304 stainless steel Th. 20/10	60	2.95	
	4G05I1	Thin central cover made of AISI 304 stainless steel Th. 20/10	80	3.27	D 400
	4G05I2	Thin central cover made of AISI 304 stainless steel Th. 20/10	100	3.58	
	4G05I3	Thin central cover made of AISI 304 stainless steel Th. 20/10	120	3.90	



Inspection buckets for Thin covers with central slot - Slot width 15 mm

GALVANISED

N.B.: the Thin bucket is supplied loose

Bucket L.mm	Code	Description	Slot height mm	Weight kg	Load class
500	4G02V0	Inspection bucket for galvanised Thin central cover	40	3.97	C 250
	4G02V	Inspection bucket for galvanised Thin central cover	60	4.72	
	4G02V1	Inspection bucket for galvanised Thin central cover	80	5.46	D 400
	4G02V2	Inspection bucket for galvanised Thin central cover	100	6.20	
	4G02V3	Inspection bucket for galvanised Thin central cover	120	6.94	

AISI 304 STAINLESS STEEL

N.B.: the Thin bucket is supplied loose

500	4G03V0	Inspection bucket for Thin central cover made of AISI 304 stainless steel	40	3.97	C 250
	4G03V	Inspection bucket for Thin central cover made of AISI 304 stainless steel	60	4.72	
	4G03V1	Inspection bucket for Thin central cover made of AISI 304 stainless steel	80	5.46	D 400
	4G03V2	Inspection bucket for Thin central cover made of AISI 304 stainless steel	100	6.20	
	4G03V3	Inspection bucket for Thin central cover made of AISI 304 stainless steel	120	6.94	

Thin covers accessories




Code	Description
S4505TP5	PVC closure for 15mm thin slit cover, length = 500mm
S4505TP	PVC closure for 15mm thin slit cover, length = 1000mm

POLYMER CONCRETE CHANNELS

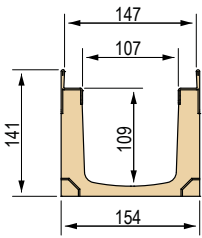
POLY FLY 100 WITH THIN COVER

SIDE SLOT

Polymer concrete channel with galvanised or stainless steel edge rails complying with the UNI EN 1433 standard. The channels are sold exclusively in complete pallets and together with the gratings.

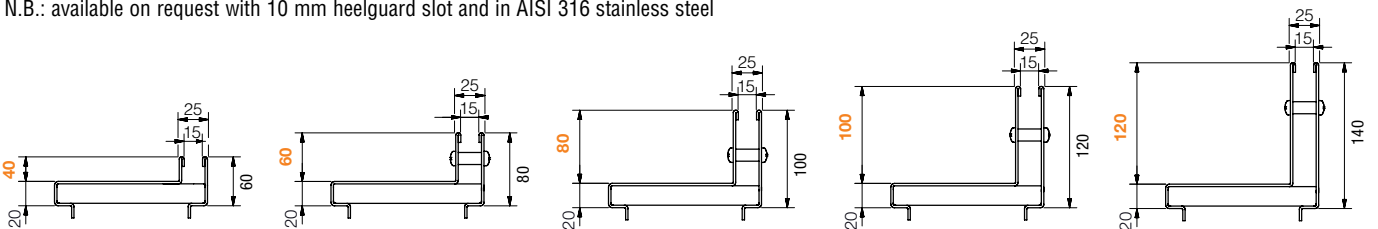


Poly Fly 100 channel dimensions



Available Thin covers

N.B.: available on request with 10 mm heelguard slot and in AISI 316 stainless steel



Poly Fly 100 channel without grating - Length 1000 mm

Channel L. mm	Code	Description	Water passage mm	Run-off section cm2	Weight kg	Pieces pallet
1000	4G02S	Poly Fly 100 polymer concrete channel with galvanised protective edge rail	107	108	14.14	loose
	4G03S	Poly Fly 100 polymer concrete channel with AISI 304 stainless steel protective edge rail	107	108	14.52	loose

Galvanised steel or AISI 304 stainless steel Poly Fly 100 sump unit without grating

Sump unit L. mm	Code	Description	Weight kg
500	4G02PP	Polymer concrete sump with galvanized profiles L 500 mm	33.00
	4G03PP	Polymer concrete sump with AISI 304 stainless steel profiles L 500 mm	33.00



Thin covers with side slot - Slot width 15 mm

GALVANISED

N.B.: the Thin cover is supplied loose

Cover L. mm	Code	Description	Slot height mm	Weight kg	Load class
1000	4G02L0	Thin side cover, hot-dip galvanised, Th. 20/10	40	5.28	C 250
	4G02L	Thin side cover, hot-dip galvanised, Th. 20/10	60	5.91	
	4G02L1	Thin side cover, hot-dip galvanised, Th. 20/10	80	6.54	D 400
	4G02L2	Thin side cover, hot-dip galvanised, Th. 20/10	100	7.17	
	4G02L3	Thin side cover, hot-dip galvanised, Th. 20/10	120	7.29	
500	4G05L0	Thin side cover, hot-dip galvanised, Th. 20/10	40	2.63	C 250
	4G05L	Thin side cover, hot-dip galvanised, Th. 20/10	60	2.95	
	4G05L1	Thin side cover, hot-dip galvanised, Th. 20/10	80	3.27	D 400
	4G05L2	Thin side cover, hot-dip galvanised, Th. 20/10	100	3.58	
	4G05L3	Thin side cover, hot-dip galvanised, Th. 20/10	120	3.90	

AISI 304 STAINLESS STEEL

N.B.: the Thin cover is supplied loose

1000	4G03I0	Thin side cover made of AISI 304 stainless steel Th. 20/10	40	5.28	C 250
	4G03I	Thin side cover made of AISI 304 stainless steel Th. 20/10	60	5.91	
	4G03I1	Thin side cover made of AISI 304 stainless steel Th. 20/10	80	6.54	D 400
	4G03I2	Thin side cover made of AISI 304 stainless steel Th. 20/10	100	7.17	
	4G03I3	Thin side cover made of AISI 304 stainless steel Th. 20/10	120	7.29	
500	4G05I0	Thin side cover made of AISI 304 stainless steel , Th. 20/10	40	2.63	C 250
	4G05I	Thin side cover made of AISI 304 stainless steel Th. 20/10	60	2.95	
	4G05I1	Thin side cover made of AISI 304 stainless steel Th. 20/10	80	3.27	D 400
	4G05I2	Thin side cover made of AISI 304 stainless steel Th. 20/10	100	3.58	
	4G05I3	Thin side cover made of AISI 304 stainless steel Th. 20/10	120	3.90	



Inspection buckets for Thin covers with side slot - Slot width 15 mm

GALVANISED

N.B.: the Thin bucket is supplied loose

Bucket L.mm	Code	Description	Slot height mm	Weight kg	Load class
500	4G02VL0	Inspection bucket for galvanised Thin side cover	40	3.97	C 250
	4G02VL	Inspection bucket for galvanised Thin side cover	60	4.72	
	4G02VL1	Inspection bucket for galvanised Thin side cover	80	5.46	D 400
	4G02VL2	Inspection bucket for galvanised Thin side cover	100	6.20	
	4G02VL3	Inspection bucket for galvanised Thin side cover	120	6.94	

AISI 304 STAINLESS STEEL

N.B.: the Thin bucket is supplied loose

500	4G05VLI0	Inspection bucket for Thin side cover made of AISI 304 stainless steel	40	3.97	C 250
	4G05VLI	Inspection bucket for Thin side cover made of AISI 304 stainless steel	60	4.72	
	4G05VLI1	Inspection bucket for Thin side cover made of AISI 304 stainless steel	80	5.46	D 400
	4G05VLI2	Inspection bucket for Thin side cover made of AISI 304 stainless steel	100	6.20	
	4G05VLI3	Inspection bucket for Thin side cover made of AISI 304 stainless steel	120	6.94	

Thin covers accessories




Code	Description
S4505TP5	PVC closure for 15mm thin slit cover, length = 500mm
S4505TP	PVC closure for 15mm thin slit cover, length = 1000mm

POLYMER CONCRETE CHANNELS

POLY FLY 100 Low (galvanised edge rail)

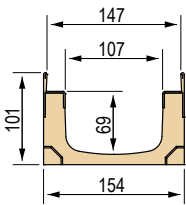
Grating width 150 mm

Polymer concrete channel with galvanised edge rails complying with the UNI EN 1433 standard. The channels are sold exclusively in complete pallets and together with the gratings.










GALVANISED
protective edge rail

Poly Fly 100 Low channel dimensions



Available gratings

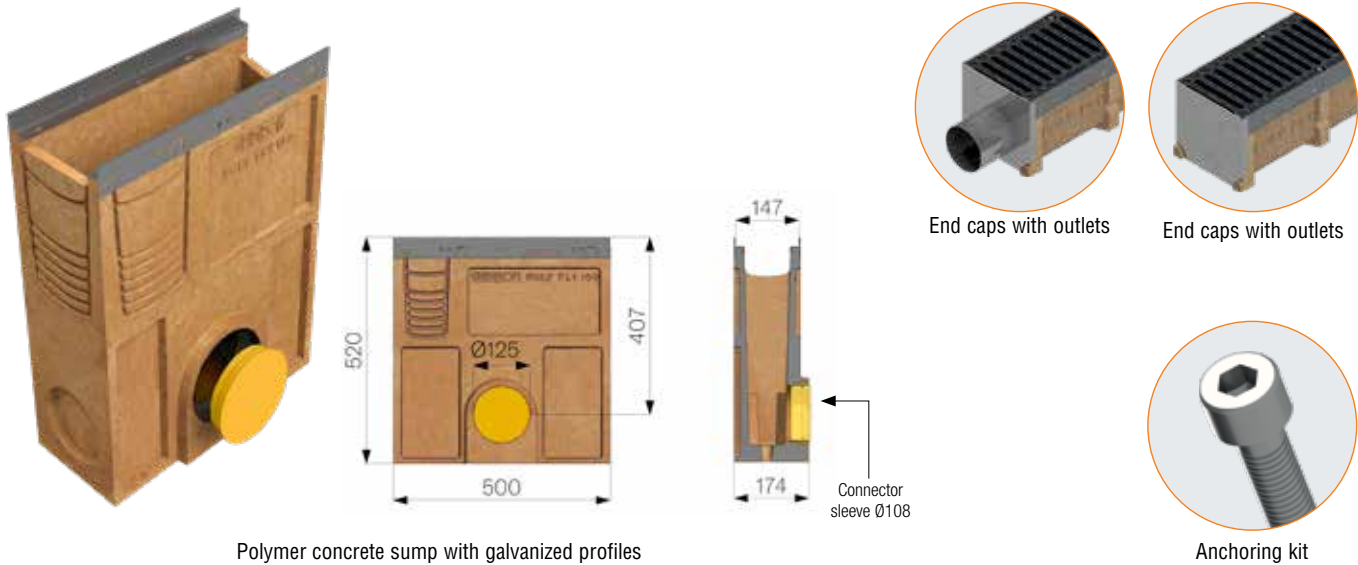
						
1 Grating with 8 mm slots and C-shaped edges, galvanised, 12/10 A 15	2 Pressure-locked grating, 33x33 mesh, galvanised C 250	3 Pressure-locked grating, 55x11 mesh, galvanised C 250	4 Pressure-locked grating, 33x11 heelguard mesh, galvanised C 250	5 Ductile iron grating D 400	6 Heelguard ductile iron grating D 400	7 Embossed metal sheet plate Th. 3, galvanised D 400

Poly Fly 100 Low channel (galvanised edge rail) complete with grating - Length 1000 mm

WITH GALVANISED PROTECTIVE EDGE RAIL

Channel L. mm	Code	Grating	Description of the channel assembled with the grating complete with accessories	Weight kg	Load class
1000	4G0CSLC	1	Channel complete with galvanised press-formed metal sheet grating 12/10 with C-shaped edges	13.04	A 15
	4G0CSG1	2	Channel complete with pressure-locked grating with C-shaped edges, 20x2-10x2 33x33, hot-dip galvanised	13.76	C 250
	4G0CSG2	3	Channel complete with pressure-locked grating with C-shaped edges, 20x2-10x2 55x11 heelguard mesh, hot-dip galvanised	14.46	
	4G0CSG3	4	Channel complete with pressure-locked grating with C-shaped edges, 20x2-10x2 33x11 heelguard mesh, hot-dip galvanised	15.03	
	4G0CSGS	5	Channel complete with 2 x GJS500-7 ductile iron gratings	19.08	D 400
	4G0CSGSA	6	Channel complete with 2 x GJS500-7 ductile iron heelguard gratings	19.40	
	4G0CSP	7	Channel complete with embossed metal sheet solid plate Th. 3, reinforced and hot-dip galvanised	21.47	

Poly Fly 100 Low channel (galvanised edge rail) accessories



Poly Fly 100 Low Polymer concrete sump with galvanized profiles complete with grating - Length 500 mm

Sump unit L. mm	Code	Grating	Description of the sump unit assembled with the grating complete with accessories	Weight kg	Load class
500	4G02PZLC	①	Sump unit complete with galvanised press-formed metal sheet grating 12/10 with C-shaped edges	30.47	A 15
	4G02PZG1	②	Sump unit complete with pressure-locked grating with C-shaped edges, 20x2-10x2 33x33, hot-dip galvanised	31.27	C 250
	4G02PZG2	③	Sump unit complete with pressure-locked grating with C-shaped edges, 20x2-10x2 55x11 heelguard mesh, hot-dip galvanised	31.62	
	4G02PZG3	④	Sump unit complete with pressure-locked grating with C-shaped edges, 20x2-10x2 33x11 heelguard mesh, hot-dip galvanised	31.91	
	4G02PZGS	⑤	Sump unit complete with GJS500-7 ductile iron grating	33.93	D 400
	4G02PZGSA	⑥	Sump unit complete with GJS500-7 ductile iron heelguard grating	34.09	
	4G02PZP	⑦	Sump unit complete with embossed metal sheet solid plate Th. 3, reinforced and hot-dip galvanised	35.13	

Poly Fly 100 Low galvanised steel sump unit without grating and accessories

Code	Description	Weight kg
4G02PP	Polymer concrete sump with galvanized profiles L 500 mm	33.00
4G03VXP	Bucket/Filter, AISI 304 stainless steel	1,16
4G0DTI	AISI 304 stainless steel sheet end cap, thickness 15/10	0.20
4G0DRI	AISI 304 stainless steel sheet end cap with outlet, thickness 15/10 Ø60 mm	0.48
4D00K	Anchoring kit for galvanised and AISI 304 stainless steel gratings (for gratings 2 - 3 - 4)	0.02
4D00V	Anchoring kit for ductile iron gratings (for gratings 5 - 6)	0.02
4D00P	Anchoring kit for galvanised/AISI 304 stainless steel plates (for plate 7)	0.02

Poly Fly 100 Low channel (galvanised edge rail) without grating - Length 1000 mm

Channel L. mm	Code	Description	Water passage mm	Run-off section cm ²	Weight kg	Pieces pallet
1000	4G0CS	Poly Fly 100 Low polymer concrete channel with galvanised protective edge rail	107	70	11.22	78


POLYMER CONCRETE CHANNELS

POLY FLY 100 Low

(AISI 304 stainless steel edge rail)

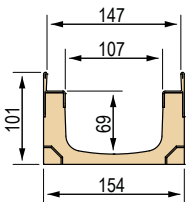
Grating width 150 mm

Polymer concrete channel with galvanised edge rails complying with the UNI EN 1433 standard. The channels are sold exclusively in complete pallets and together with the gratings.









AISI 304 STAINLESS STEEL
protective edge rails

Poly Fly 100 Low channel dimensions



Available gratings

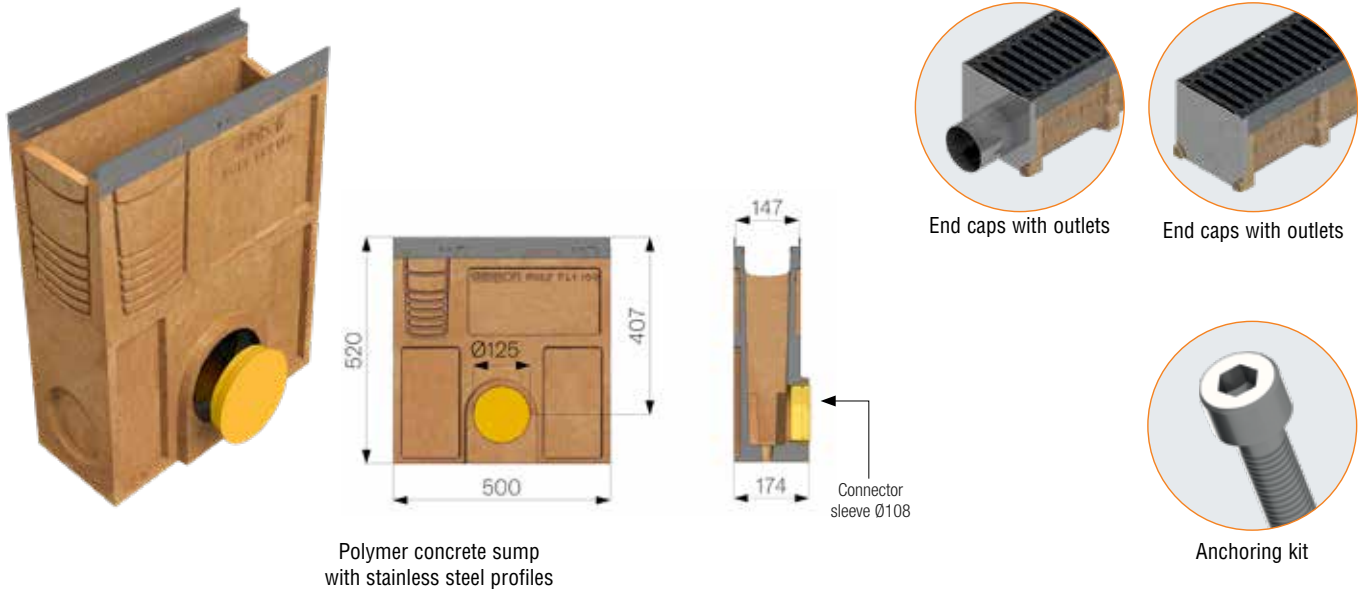
					
① Grating with 8 mm slots and C-shaped edges, AISI 304 stainless steel, 12/10 A 15	② Pressure-locked grating, 33x33 mesh, AISI 304 stainless steel C 250	③ Pressure-locked grating, 55x11 heelguard mesh, AISI 304 stainless steel C 250	④ Pressure-locked grating, 33x11 heelguard mesh, AISI 304 stainless steel C 250	⑤ AISI 304 stainless steel grating, 25x25 mesh D 400	⑥ Embossed metal sheet plate Th. 3, AISI 304 stainless steel D 400

Poly Fly 100 Low channel (AISI 304 stainless steel edge rail) complete with grating - Length 1000 mm

WITH AISI 304 STAINLESS STEEL PROTECTIVE EDGE RAIL

Channel L. mm	Code	Grating	Description of the channel assembled with the grating complete with accessories	Weight kg	Load class
1000	4G0DSLCI	①	Channel complete with AISI 304 stainless steel press-formed grating 12/10 with C-shaped edges	13.04	A 15
	4G0DSX1	②	Channel complete with pressure-locked grating with edging, 20x2-10x2 33x33, AISI 304 stainless steel	14.77	C 250
	4G0DSX2	③	Channel complete with pressure-locked grating with edging, 20x2-10x2 55x11 heelguard mesh, AISI 304 stainless steel	15.02	
	4G0DSX3	④	Channel complete with pressure-locked grating with edging, 20x2-10x2 33x11 heelguard mesh, AISI 304 stainless steel	15.82	
	4G0DSX4	⑤	Channel complete with pressure-locked grating with edging, 20x3-10x2 25x25, AISI 304 stainless steel	15.58	D 400
	4G0DSPI	⑥	Channel complete with embossed metal sheet solid plate Th. 3, AISI 304 stainless steel, reinforced	21.47	

Poly Fly 100 Low channel (AISI 304 stainless steel edge rail) accessories



Poly Fly 100 Low Polymer concrete sump with AISI 304 stainless steel complete with grating - Length 500 mm

Sump unit L. mm	Code	Grating	Description of the sump unit assembled with the grating complete with accessories	Weight kg	Load class
500	4G03PILCI	①	Sump unit complete with AISI 304 stainless steel press-formed metal sheet grating 12/10 with C-shaped edges	30.91	A 15
	4G03PIX1	②	Sump unit complete with pressure-locked grating with C-shaped edges, 20x2-10x2 33x33, AISI 304 stainless steel	31.78	C 250
	4G03PIX2	③	Sump unit complete with pressure-locked grating with C-shaped edges, 20x2-10x2 55x11 heelguard mesh, AISI 304 stainless steel	31.90	
	4G03PIX3	④	Sump unit complete with pressure-locked grating with C-shaped edges, 20x2-10x2 33x11 heelguard mesh, AISI 304 stainless steel	32.30	
	4G03PIX4	⑤	Sump unit complete with pressure-locked grating with edging, 20x3-10x2 25x25, AISI 304 stainless steel	32.18	D 400
	4G03PIPI	⑥	Sump unit complete with embossed metal sheet solid plate Th. 3, AISI 304 stainless steel, reinforced	35.13	

Poly Fly 100 Low Polymer concrete sump with AISI 304 stainless steel without grating and accessories

Code	Description	Weight kg
4G03PP	Polymer concrete sump with AISI 304 stainless steel profiles L 500 mm	33.00
4G03VXP	Bucket/Filter, AISI 304 stainless steel	1,16
4G0DTI	AISI 304 stainless steel sheet end cap, thickness 15/10	0.20
4G0DRI	AISI 304 stainless steel sheet end cap with outlet, thickness 15/10 Ø60 mm	0.48
4D00K	Anchoring kit for galvanised and AISI 304 stainless steel gratings(for gratings 2 - 5)	0.02
4D00A	Anchoring kit for AISI 304 stainless steel heelguard gratings(for gratings 3 - 4)	0.02
4D00P	Anchoring kit for AISI 304 stainless steel plates (for plate 6)	0.02

Poly Fly 100 Low channel (AISI 304 stainless steel edge rail) without grating - Length 1000 mm


Channel L. mm	Code	Description	Water passage mm	Run-off section cm ²	Weight kg	Pieces pallet
1000	4G0DS	Poly Fly 100 Low polymer concrete channel with AISI 304 stainless steel protective edge rail	107	70	11.86	78

POLYMER CONCRETE CHANNELS

POLY FLY 100 Low WITH SPECIAL COVER

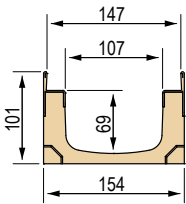
Grating width 150 mm

Polymer concrete channel with stainless steel edge rails complying with the UNI EN 1433 standard. The channels are sold exclusively in complete pallets and together with the gratings.




AISI 304 STAINLESS STEEL
protective edge rails

Poly Fly 100 Low channel dimensions



Available gratings



①
"HORIZON"
grating
B 125

②
"MOON" grating
A 15

③
"METRÒ" grating
A 15

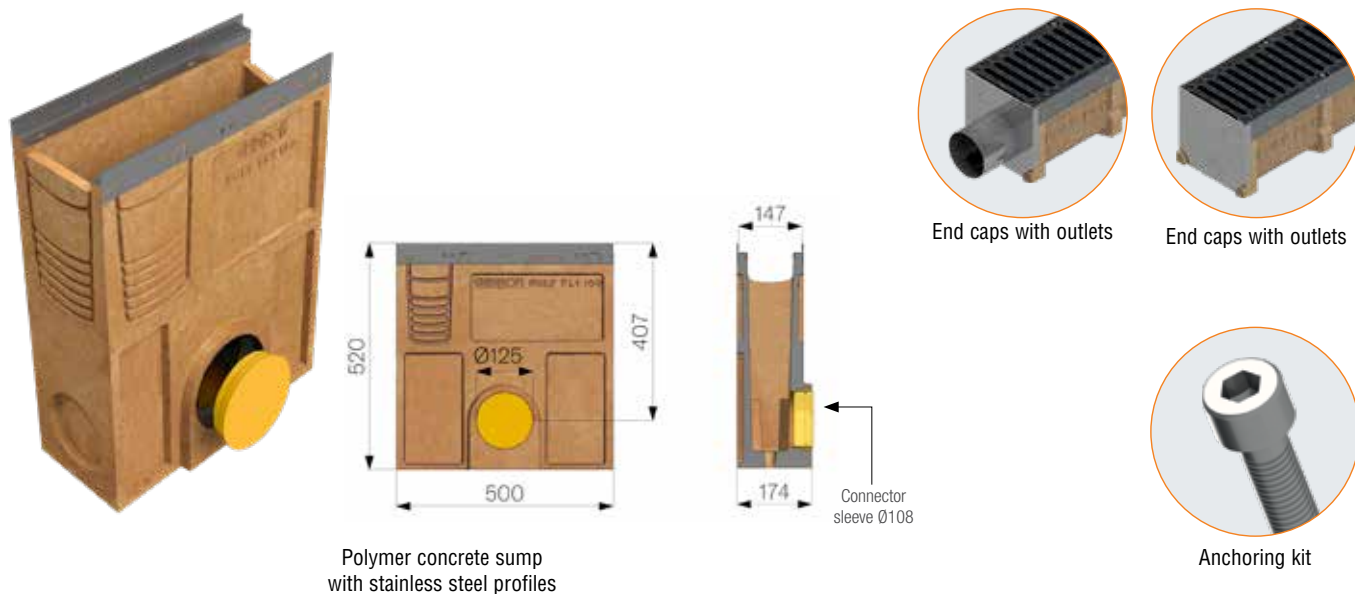
④
"DOLOMITES" grating
A 15

Poly Fly 100 Low channel complete with grating - - Length 1000 mm

WITH AISI 304 STAINLESS STEEL PROTECTIVE EDGE RAILS

Channel L. mm	Code	Grating	Description of the channel assembled with the grating complete with accessories	Weight kg	Load class
1000	4G0DSD1	①	Channel complete with "HORIZON" model AISI 304 stainless steel grating with U-shaped longitudinal edge rails, heelguard 6 mm slots, self-locking	15.42	B 125
	4G0DSD2	②	Channel complete with "MOON" model AISI 304 stainless steel grating, Th. 12/10 metal sheet, Ø10 holes, self-locking	13.42	A 15
	4G0DSD3	③	Channel complete with "METRÒ" model AISI 304 stainless steel grating, with longitudinal 15x3 plates, self-locking	14.92	
	4G0DSD4	④	Channel complete with "DOLOMITES" model AISI 304 stainless steel grating, with triangular edge rails, self-locking	16.17	

Accessories for Poly Fly 100 Low channel with Special cover



Poly Fly 100 Low Polymer concrete sump with AISI 304 stainless steel complete with grating - Length 500 mm

Sump unit L. mm	Code	Grating	Description of the sump unit assembled with the grating complete with accessories	Weight kg	Load class
500	4G03PID1	①	Sump unit complete with "HORIZON" model AISI 304 stainless steel grating with U-shaped longitudinal edge rails, heelguard 6 mm slots, self-locking	32.10	B 125
	4G03PID2	②	Sump unit complete with "MOON" model AISI 304 stainless steel grating, Th. 12/10 metal sheet, Ø10 holes, self-locking	31.10	
	4G03PID3	③	Sump unit complete with "METRÒ" model AISI 304 stainless steel grating, with longitudinal 15x3 plates, self-locking	31.85	A 15
	4G03PID4	④	Sump unit complete with "DOLOMITES" model AISI 304 stainless steel grating, with triangular edge rails, self-locking	31.63	

Poly Fly 100 Low Polymer concrete sump with AISI 304 stainless steel without grating and accessories

Code	Description	Weight kg
4G03PP	Polymer concrete sump with AISI 304 stainless steel profiles L 500 mm	33.00
4G03XP	Bucket/Filter, AISI 304 stainless steel	1,16
4G0DTI	AISI 304 stainless steel sheet end cap, thickness 15/10	0.20
4G0DRI	AISI 304 stainless steel sheet end cap with outlet, thickness 15/10, Ø60 mm	0.48

Poly Fly 100 Low channel without grating - Length 1000 mm


Channel L. mm	Code	Description	Water passage mm	Run-off section cm ²	Weight kg	Pieces pallet
1000	4G0DS	Poly Fly 100 Low polymer concrete channel with AISI 304 stainless steel edge rail	107	70	11.86	78

POLYMER CONCRETE CHANNELS

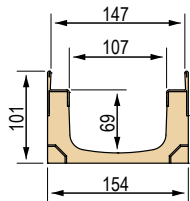
POLY FLY 100 Low WITH THIN COVER

CENTRAL SLOT

Polymer concrete channel with galvanised or stainless steel edge rails complying with the UNI EN 1433 standard. The channels are sold exclusively in complete pallets and together with the gratings.

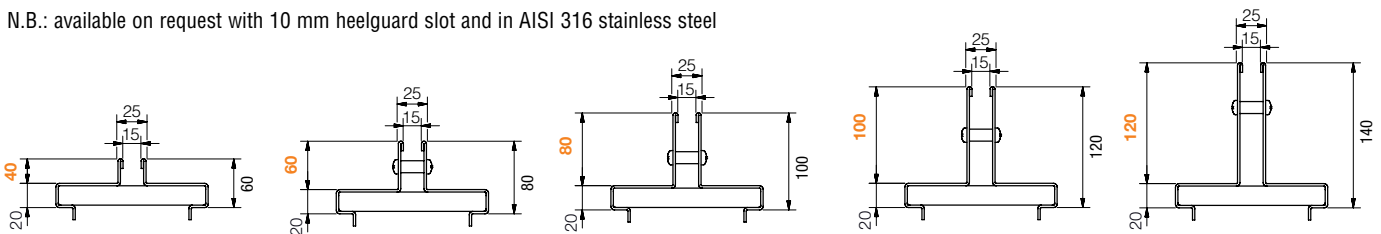


Poly Fly 100 Low channel dimensions



Available Thin covers

N.B.: available on request with 10 mm heelguard slot and in AISI 316 stainless steel



Poly Fly 100 Low channel without grating - Length 1000 / 500 mm

Channel L. mm	Code	Description	Water passage mm	Run-off section cm ²	Weight kg	Pieces pallet
1000	4G0CS	Poly Fly 100 Low polymer concrete channel with galvanised protective edge rail	107	70	14.14	loose
	4G0DS	Poly Fly 100 Low polymer concrete channel with AISI 304 stainless steel edge rail	107	70	14.52	loose

Galvanised steel or AISI 304 stainless steel Poly Fly 100 Low sump unit without grating

Sump unit L. mm	Code	Description	Weight kg
500	4G02PP	Polymer concrete sump with galvanized profiles L 500 mm	33.00
	4G03PP	Polymer concrete sump with AISI 304 stainless steel profiles L 500 mm	33.00



Thin covers with central slot - Slot width 15 mm

GALVANISED

N.B.: the Thin cover is supplied loose

Cover L. mm	Code	Description	Slot height mm	Weight kg	Load class
1000	4G02T0	Thin central cover, hot-dip galvanised, Th. 20/10	40	5.28	C 250
	4G02T	Thin central cover, hot-dip galvanised, Th. 20/10	60	5.91	
	4G02T1	Thin central cover, hot-dip galvanised, Th. 20/10	80	6.54	D 400
	4G02T2	Thin central cover, hot-dip galvanised, Th. 20/10	100	7.17	
	4G02T3	Thin central cover, hot-dip galvanised, Th. 20/10	120	7.29	
500	4G05T0	Thin central cover, hot-dip galvanised, Th. 20/10	40	2.63	C 250
	4G05T	Thin central cover, hot-dip galvanised, Th. 20/10	60	2.95	
	4G05T1	Thin central cover, hot-dip galvanised, Th. 20/10	80	3.27	D 400
	4G05T2	Thin central cover, hot-dip galvanised, Th. 20/10	100	3.58	
	4G05T3	Thin central cover, hot-dip galvanised, Th. 20/10	120	3.90	

AISI 304 STAINLESS STEEL

N.B.: the Thin cover is supplied loose

1000	4G03I0	Thin central cover made of AISI 304 stainless steel Th. 20/10	40	5.28	C 250
	4G03I	Thin central cover made of AISI 304 stainless steel Th. 20/10	60	5.91	
	4G03I1	Thin central cover made of AISI 304 stainless steel Th. 20/10	80	6.54	D 400
	4G03I2	Thin central cover made of AISI 304 stainless steel Th. 20/10	100	7.17	
	4G03I3	Thin central cover made of AISI 304 stainless steel Th. 20/10	120	7.29	
500	4G05I0	Thin central cover made of AISI 304 stainless steel Th. 20/10	40	2.63	C 250
	4G05I	Thin central cover made of AISI 304 stainless steel Th. 20/10	60	2.95	
	4G05I1	Thin central cover made of AISI 304 stainless steel Th. 20/10	80	3.27	D 400
	4G05I2	Thin central cover made of AISI 304 stainless steel Th. 20/10	100	3.58	
	4G05I3	Thin central cover made of AISI 304 stainless steel Th. 20/10	120	3.90	



Inspection buckets for Thin covers with central slot - Slot width 15 mm

GALVANISED

N.B.: the Thin bucket is supplied loose

L. vaschetta mm	Codice	Descrizione	Altezza fessura mm	Peso kg	Classe di portata
500	4G02V0	Inspection bucket for galvanised Thin central cover	40	3.97	C 250
	4G02V	Inspection bucket for galvanised Thin central cover	60	4.72	
	4G02V1	Inspection bucket for galvanised Thin central cover	80	5.46	D 400
	4G02V2	Inspection bucket for galvanised Thin central cover	100	6.20	
	4G02V3	Inspection bucket for galvanised Thin central cover	120	6.94	

AISI 304 STAINLESS STEEL

N.B.: the Thin bucket is supplied loose

500	4G03V0	Inspection bucket for Thin central cover made of AISI 304 stainless steel	40	3.97	C 250
	4G03V	Inspection bucket for Thin central cover made of AISI 304 stainless steel	60	4.72	
	4G03V1	Inspection bucket for Thin central cover made of AISI 304 stainless steel	80	5.46	D 400
	4G03V2	Inspection bucket for Thin central cover made of AISI 304 stainless steel	100	6.20	
	4G03V3	Inspection bucket for Thin central cover made of AISI 304 stainless steel	120	6.94	

Thin covers accessories




Code	Description
S4505TP5	PVC closure for 15mm thin slit cover, length = 500mm
S4505TP	PVC closure for 15mm thin slit cover, length = 1000mm

POLYMER CONCRETE CHANNELS

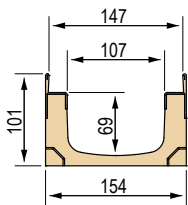
POLY FLY 100 Low WITH THIN COVER

SIDE SLOT

Polymer concrete channel with galvanised or stainless steel edge rails complying with the UNI EN 1433 standard. The channels are sold exclusively in complete pallets and together with the gratings.

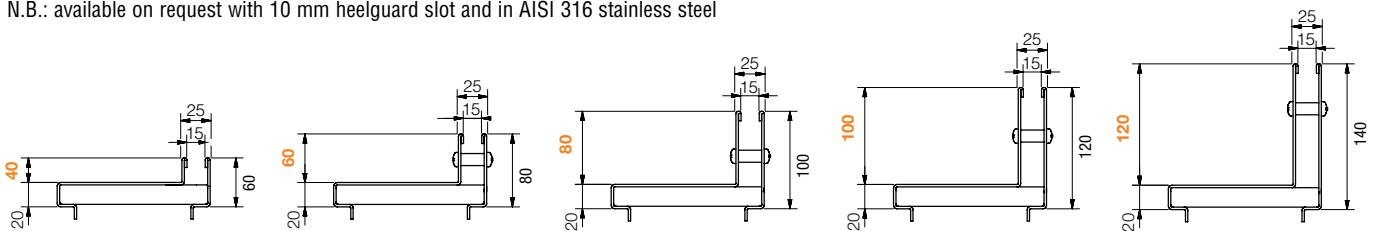


Poly Fly 100 Low channel dimensions



Available Thin covers

N.B.: available on request with 10 mm heelguard slot and in AISI 316 stainless steel



Poly Fly 100 Low channel without grating - Length 1000 / 500 mm

Channel L. mm	Code	Description	Water passage mm	Run-off section cm ²	Weight kg	Pieces pallet
1000	4G0CS	Poly Fly 100 Low polymer concrete channel with galvanised protective edge rail	107	70	14.14	loose
	4G0DS	Poly Fly 100 Low polymer concrete channel with AISI 304 stainless steel edge rail	107	70	14.52	loose

Galvanised steel or AISI 304 stainless steel Poly Fly 100 Low sump unit without grating

Sump unit L. mm	Code	Description	Weight kg
500	4G02PP	Polymer concrete sump with galvanized profiles L 500 mm	33.00
	4G03PP	Polymer concrete sump with AISI 304 stainless steel profiles L 500 mm	33.00



Thin covers with side slot - Slot width 15 mm

GALVANISED

N.B.: the Thin cover is supplied loose

Cover L. mm	Code	Description	Slot height mm	Weight kg	Load class
1000	4G02L0	Thin side cover, hot-dip galvanised, Th. 20/10	40	5.28	C 250
	4G02L	Thin side cover, hot-dip galvanised, Th. 20/10	60	5.91	
	4G02L1	Thin side cover, hot-dip galvanised, Th. 20/10	80	6.54	D 400
	4G02L2	Thin side cover, hot-dip galvanised, Th. 20/10	100	7.17	
	4G02L3	Thin side cover, hot-dip galvanised, Th. 20/10	120	7.29	
500	4G05L0	Thin side cover, hot-dip galvanised, Th. 20/10	40	2.63	C 250
	4G05L	Thin side cover, hot-dip galvanised, Th. 20/10	60	2.95	
	4G05L1	Thin side cover, hot-dip galvanised, Th. 20/10	80	3.27	D 400
	4G05L2	Thin side cover, hot-dip galvanised, Th. 20/10	100	3.58	
	4G05L3	Thin side cover, hot-dip galvanised, Th. 20/10	120	3.90	

AISI 304 STAINLESS STEEL

N.B.: the Thin cover is supplied loose

1000	4G03I0	Thin side cover made of AISI 304 stainless steel Th. 20/10	40	5.28	C 250
	4G03I	Thin side cover made of AISI 304 stainless steel Th. 20/10	60	5.91	
	4G03I1	Thin side cover made of AISI 304 stainless steel Th. 20/10	80	6.54	D 400
	4G03I2	Thin side cover made of AISI 304 stainless steel Th. 20/10	100	7.17	
	4G03I3	Thin side cover made of AISI 304 stainless steel Th. 20/10	120	7.29	
500	4G05I0	Thin side cover made of AISI 304 stainless steel Th. 20/10	40	2.63	C 250
	4G05I	Thin side cover made of AISI 304 stainless steel Th. 20/10	60	2.95	
	4G05I1	Thin side cover made of AISI 304 stainless steel Th. 20/10	80	3.27	D 400
	4G05I2	Thin side cover made of AISI 304 stainless steel Th. 20/10	100	3.58	
	4G05I3	Thin side cover made of AISI 304 stainless steel Th. 20/10	120	3.90	



Inspection buckets for Thin covers with side slot - Slot width 15 mm

GALVANISED

N.B.: the Thin bucket is supplied loose

Bucket L.mm	Code	Description	Slot height mm	Weight kg	Load class
500	4G02VL0	Inspection bucket for galvanised Thin side cover	40	3.97	C 250
	4G02VL	Inspection bucket for galvanised Thin side cover	60	4.72	
	4G02VL1	Inspection bucket for galvanised Thin side cover	80	5.46	D 400
	4G02VL2	Inspection bucket for galvanised Thin side cover	100	6.20	
	4G02VL3	Inspection bucket for galvanised Thin side cover	120	6.94	

AISI 304 STAINLESS STEEL

N.B.: the Thin bucket is supplied loose

500	4G05VLI0	Inspection bucket for Thin side cover made of AISI 304 stainless steel	40	3.97	C 250
	4G05VLI	Inspection bucket for Thin side cover made of AISI 304 stainless steel	60	4.72	
	4G05VLI1	Inspection bucket for Thin side cover made of AISI 304 stainless steel	80	5.46	D 400
	4G05VLI2	Inspection bucket for Thin side cover made of AISI 304 stainless steel	100	6.20	
	4G05VLI3	Inspection bucket for Thin side cover made of AISI 304 stainless steel	120	6.94	

Thin covers accessories



Code	Description
S4505TP5	PVC closure for 15mm thin slit cover, length = 500mm
S4505TP	PVC closure for 15mm thin slit cover, length = 1000mm


POLYMER CONCRETE CHANNELS

POLY FLY 100 WITH SLOPE

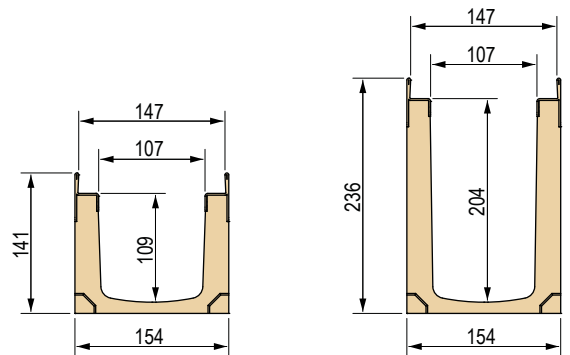
(galvanised edge rail)

Grating width 150 mm

Polymer concrete channel with galvanised edge rails complying with the UNI EN 1433 standard.



GALVANISED
protective edge rail



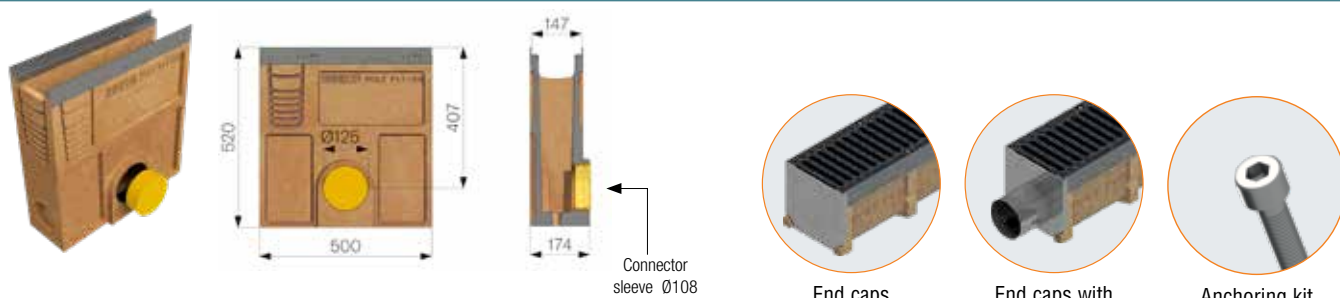
Channel L. mm	Code	Description	Slope	Initial H mm	Final H mm	Weight kg
1000	4G02S01	Channel no. 1	0.5%	141	146	14.14
	4G02S02	Channel no. 2	0.5%	146	151	14.63
	4G02S03	Channel no. 3	0.5%	151	156	15.13
	4G02S04	Channel no. 4	0.5%	156	161	15.63
	4G02S05	Channel no. 5	0.5%	161	166	16.13
	4G02S06	Channel no. 6	0.5%	166	171	16.64
	4G02S07	Channel no. 7	0.5%	171	176	17.14
	4G02S08	Channel no. 8	0.5%	176	181	17.64
	4G02S09	Channel no. 9	0.5%	181	186	18.14
	4G02S10	Channel no. 10	0.5%	186	191	18.64
	4G02S11	Channel no. 11	0.5%	191	196	19.14
	4G02S12	Channel no. 12	0.5%	196	201	19.64
	4G02S13	Channel no. 13	0.5%	201	206	20.15
	4G02S14	Channel no. 14	0.5%	206	211	20.65
	4G02S15	Channel no. 15	0.5%	211	216	21.15
	4G02S16	Channel no. 16	0.5%	216	221	21.65
	4G02S17	Channel no. 17	0.5%	221	226	22.15
	4G02S18	Channel no. 18	0.5%	226	231	22.65
	4G02S19	Channel no. 19	0.5%	231	236	23.15
	4G02S20	Channel no. 20	0.5%	236	241	23.66

Available gratings



Grating L mm	Code	Grating	Description of gratings complete with accessories	Weight kg	Load class
1000	4D02LC	①	Galvanised press-formed metal sheet grating 12/10 with C-shaped edges	1.82	A 15
	4RP0GP	②	Pressure-locked grating with C-shaped edges, 20x2-10x2 33x33, hot-dip galvanised	2.54	
	4RP0GPB	③	Pressure-locked grating with C-shaped edges, 20x2-10x2 55x11, heelguard mesh, hot-dip galvanised	3.24	C 250
	4RP0GPA	④	Pressure-locked grating with C-shaped edges, 20x2-10x2 33x11, heelguard mesh, hot-dip galvanised	3.81	
500	4D02GS	⑤	GJS500-7 ductile iron gratings	3.93	D 400
	4D02GSA	⑥	GJS500-7 ductile iron heelguard gratings	4.09	
1000	4D02P	⑦	Embossed metal sheet solid plate Th. 3, reinforced and hot-dip galvanised	10.25	

Accessories for Poly Fly 100 with slope channel



Polymer concrete sump with galvanized profiles

Poly Fly 100 Polymer concrete sump with galvanized profiles complete with grating - Length 500 mm

Sump unit L mm	Code	Grating	Description of the sump unit assembled with the grating complete with accessories	Weight kg	Load class
500	4G02PZLC	①	Sump unit complete with galvanised press-formed metal sheet grating 12/10 with C-shaped edges	30.47	A 15
	4G02PZG1	②	Sump unit complete with pressure-locked grating with C-shaped edges, 20x2-10x2 33x33, hot-dip galvanised	31.27	
	4G02PZG2	③	Sump unit complete with pressure-locked grating with C-shaped edges, 20x2-10x2 55x11 heelguard mesh, hot-dip galvanised	31.62	C 250
	4G02PZG3	④	Sump unit complete with pressure-locked grating with C-shaped edges, 20x2-10x2 33x11 heelguard mesh, hot-dip galvanised	31.91	
	4G02PZGS	⑤	Sump unit complete with GJS500-7 ductile iron grating	33.93	D 400
	4G02PZGSA	⑥	Sump unit complete with GJS500-7 ductile iron heelguard grating	34.09	
	4G02PZP	⑦	Sump unit complete with embossed metal sheet solid plate Th. 3, reinforced and hot-dip galvanised	35.13	


Poly Fly 100 with slope galvanised steel sump unit without grating and accessories

Code	Description	Weight kg
4G02PP	Polymer concrete sump with galvanized profiles L 500 mm	33.00
4G03VXP	Bucket/Filter, AISI 304 stainless steel	1,16
4G02TI	AISI 304 stainless steel sheet end cap, thickness 15/10	0.30
4G02RI	AISI 304 stainless steel sheet end cap with outlet, thickness 15/10 Ø108 mm	0.52
4D00K	Anchoring kit for galvanised and AISI 304 stainless steel gratings (for gratings 2 - 3 - 4)	0.02
4D00V	Anchoring kit for ductile iron gratings (for gratings 5 - 6)	0.02
4D00P	Anchoring kit for galvanised/AISI 304 stainless steel plates (for plate 7)	0.02

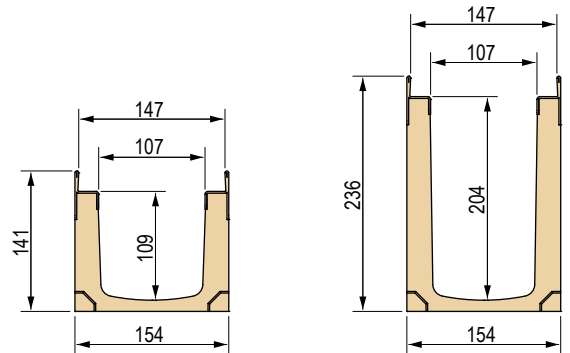
POLYMER CONCRETE CHANNELS
POLY FLY 100 WITH SLOPE
(AISI 304 stainless steel edge rail)

Grating width 150 mm

Polymer concrete channel with AISI 304 stainless steel edge rails complying with the UNI EN 1433 standard.



**AISI 304
 STAINLESS STEEL**
 protective edge rails



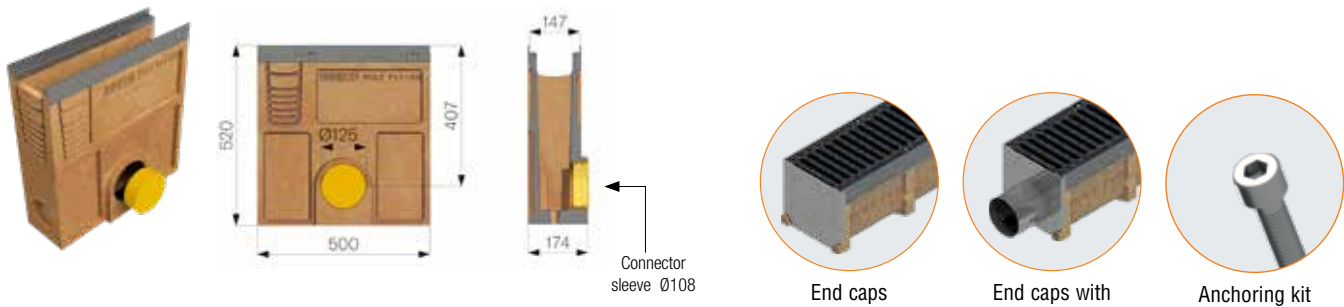
Channel L. mm	Code	Description	Slope	Initial H mm	Final H mm	Weight kg
1000	4G03S01	Channel no. 1	0.5%	141	146	14.14
	4G03S02	Channel no. 2	0.5%	146	151	14.63
	4G03S03	Channel no. 3	0.5%	151	156	15.13
	4G03S04	Channel no. 4	0.5%	156	161	15.63
	4G03S05	Channel no. 5	0.5%	161	166	16.13
	4G03S06	Channel no. 6	0.5%	166	171	16.64
	4G03S07	Channel no. 7	0.5%	171	176	17.14
	4G03S08	Channel no. 8	0.5%	176	181	17.64
	4G03S09	Channel no. 9	0.5%	181	186	18.14
	4G03S10	Channel no. 10	0.5%	186	191	18.64
	4G03S11	Channel no. 11	0.5%	191	196	19.14
	4G03S12	Channel no. 12	0.5%	196	201	19.64
	4G03S13	Channel no. 13	0.5%	201	206	20.15
	4G03S14	Channel no. 14	0.5%	206	211	20.65
	4G03S15	Channel no. 15	0.5%	211	216	21.15
	4G03S16	Channel no. 16	0.5%	216	221	21.65
	4G03S17	Channel no. 17	0.5%	221	226	22.15
	4G03S18	Channel no. 18	0.5%	226	231	22.65
	4G03S19	Channel no. 19	0.5%	231	236	23.15
	4G03S20	Channel no. 20	0.5%	236	241	23.66

Available gratings



Grating L mm	Code	Grating	Description of gratings complete with accessories	Weight kg	Load class
1000	4D01LCI	①	AISI 304 stainless steel press-formed metal sheet grating 12/10 with C-shaped edges	1.82	A 15
	4D03X1	②	Pressure-locked grating with C-shaped edges, 20x2-10x2 33x33, AISI 304 stainless steel	3.55	C 250
	4D03X2	③	Pressure-locked grating with C-shaped edges, 20x2-10x2 55x11, AISI 304 stainless steel	3.80	
	4D03X3	④	Pressure-locked grating with C-shaped edges, 20x2-10x2 33x11, AISI 304 stainless steel	4.60	
	4D03X4	⑤	Pressure-locked grating with C-shaped edges, 20x3-10x2 25x25, AISI 304 stainless steel	4.36	D 400
	4D01PI	⑥	Embossed metal sheet solid plate Th. 3, AISI 304 stainless steel	10.25	

Accessories for Poly Fly 100 with slope channel



Polymer concrete sump with stainless steel profiles

Poly Fly 100 Polymer concrete sump with stainless steel profiles complete with grating - Length 500 mm

Sump unit L mm	Code	Grating	Description of the sump unit assembled with the grating complete with accessories	Weight kg	Load class
500	4G03PILCI	①	Sump unit complete with AISI 304 stainless steel press-formed metal sheet grating 12/10 with C-shaped edges	30.91	A 15
	4G03PIX1	②	Sump unit complete with pressure-locked grating with edging, 20x2-10x2 33x33, AISI 304 stainless steel	31.78	C 250
	4G03PIX2	③	Sump unit complete with pressure-locked grating with edging, 20x2-10x2 55x11, heelguard mesh, AISI 304 stainless steel	31.90	
	4G03PIX3	④	Sump unit complete with pressure-locked grating with edging, 20x2-10x2 33x11, heelguard mesh, AISI 304 stainless steel	32.30	
	4G03PIX4	⑤	Sump unit complete with pressure-locked grating with edging, 20x3-10x2 25x25, AISI 304 stainless steel	32.18	D 400
	4G03PIPI	⑥	Sump unit complete with embossed metal sheet solid plate Th. 3, AISI 304 stainless steel, reinforced	35.13	

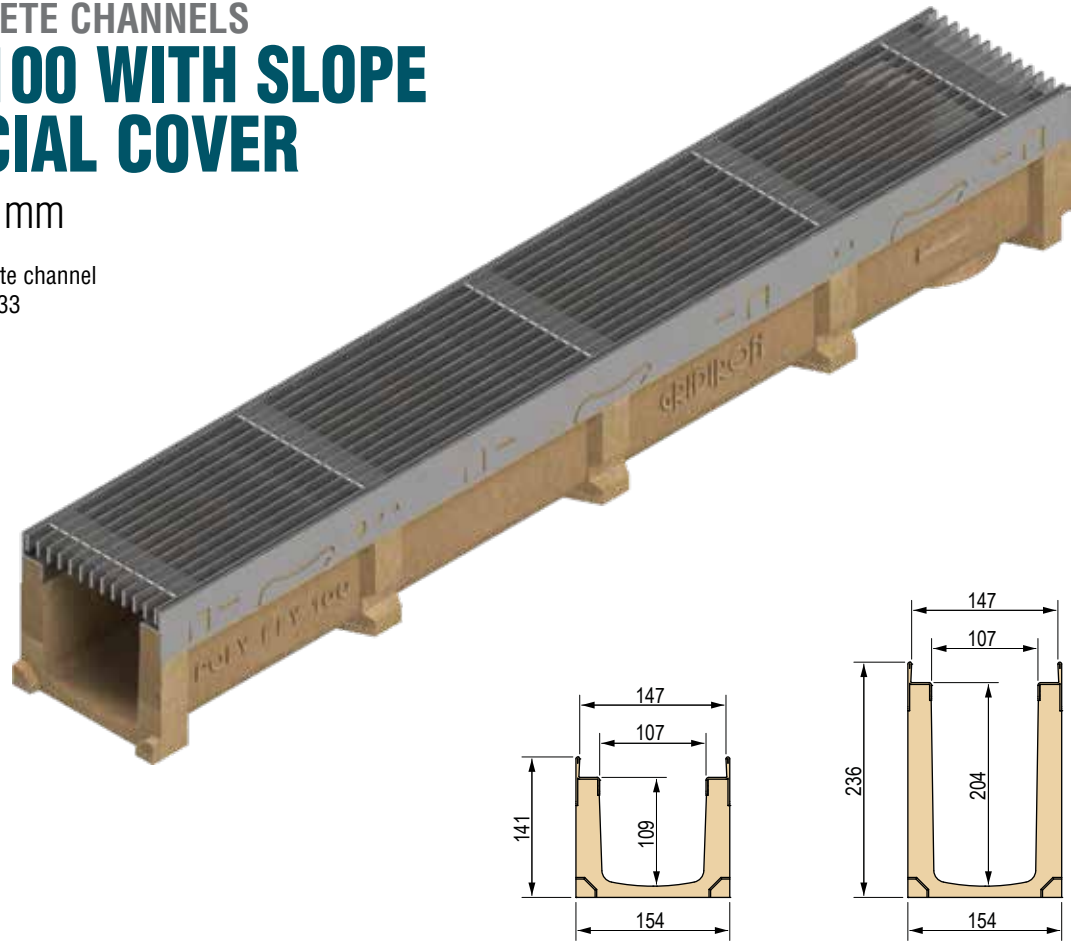
Poly Fly 100 Polymer concrete sump with stainless steel profiles without grating and accessories

Code	Description	Weight kg
4G03PP	Polymer concrete sump with AISI 304 stainless steel profiles L 500 mm	33.00
4G03XP	Bucket/Filter, AISI 304 stainless steel	1,16
4G02TI	AISI 304 stainless steel sheet end cap, thickness 15/10	0.30
4G02RI	AISI 304 stainless steel sheet end cap with outlet, thickness 15/10 Ø108 mm	0.52
4D00K	Anchoring kit for galvanised and AISI 304 stainless steel gratings (for gratings 2 - 5)	0.02
4D00A	Anchoring kit for AISI 304 stainless steel heelguard gratings (for gratings 3 - 4)	0.02
4D00P	Anchoring kit for galvanised/AISI 304 stainless steel plates(for plate 6)	0.02

POLYMER CONCRETE CHANNELS POLY FLY 100 WITH SLOPE WITH SPECIAL COVER

Grating width 150 mm

Stainless steel polymer concrete channel complying with the UNI EN 1433 standard.



Channel L. mm	Code	Description	Slope	Initial H mm	Final H mm	Weight kg
1000	4G03S01	Channel no. 1	0.5%	141	146	14.14
	4G03S02	Channel no. 2	0.5%	146	151	14.63
	4G03S03	Channel no. 3	0.5%	151	156	15.13
	4G03S04	Channel no. 4	0.5%	156	161	15.63
	4G03S05	Channel no. 5	0.5%	161	166	16.13
	4G03S06	Channel no. 6	0.5%	166	171	16.64
	4G03S07	Channel no. 7	0.5%	171	176	17.14
	4G03S08	Channel no. 8	0.5%	176	181	17.64
	4G03S09	Channel no. 9	0.5%	181	186	18.14
	4G03S10	Channel no. 10	0.5%	186	191	18.64
	4G03S11	Channel no. 11	0.5%	191	196	19.14
	4G03S12	Channel no. 12	0.5%	196	201	19.64
	4G03S13	Channel no. 13	0.5%	201	206	20.15
	4G03S14	Channel no. 14	0.5%	206	211	20.65
	4G03S15	Channel no. 15	0.5%	211	216	21.15
	4G03S16	Channel no. 16	0.5%	216	221	21.65
	4G03S17	Channel no. 17	0.5%	221	226	22.15
	4G03S18	Channel no. 18	0.5%	226	231	22.65
	4G03S19	Channel no. 19	0.5%	231	236	23.15
	4G03S20	Channel no. 20	0.5%	236	241	23.66

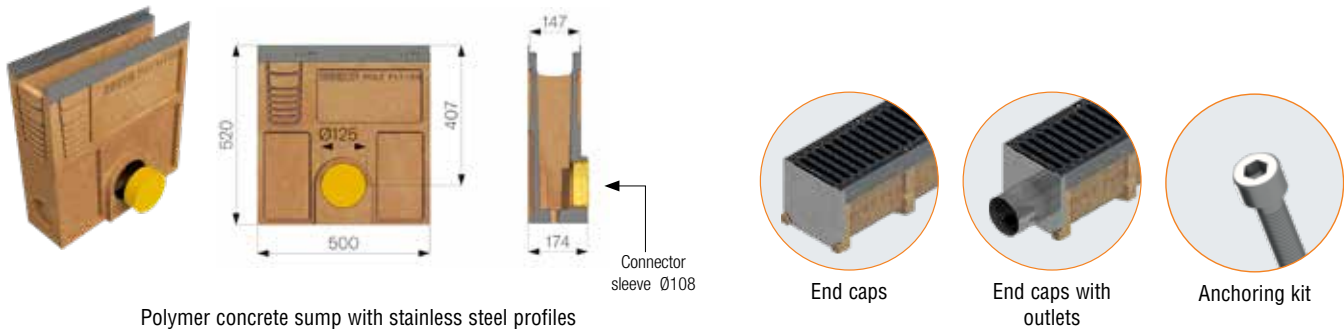
Available gratings



- ① "HORIZON" grating
B 125
- ② "MOON" grating
A 15
- ③ "METRÒ" grating
A 15
- ④ "DOLOMITES" grating
A 15

Grating L mm	Code	Grating	Description of gratings complete with accessories	Weight kg	Load class
1000	4G03D1	①	"HORIZON" model AISI 304 stainless steel grating with U-shaped longitudinal edge rails, heelguard 6 mm slots, self-locking	3.57	B 125
	4G03D2	②	"MOON" model AISI 304 stainless steel grating, Th. 12/10 metal sheet, Ø10 holes, self-locking	2.85	A 15
	4G03D3	③	"METRÒ" model AISI 304 stainless steel grating, with longitudinal 15x3 plates, self-locking	4.98	
	4G03D4	④	"DOLOMITES" model AISI 304 stainless steel grating, with triangular edge rails, self-locking	3.67	

Accessories for Poly Fly 100 with slope channel



Poly Fly 100 Polymer concrete sump with stainless steel profiles complete with grating - Length 500 mm

Sump unit L. mm	Code	Grating	Description of the sump unit assembled with the grating complete with accessories	Weight kg	Load class
500	4G03PID1	①	Sump unit complete with "HORIZON" model AISI 304 stainless steel grating with U-shaped longitudinal edge rails, heelguard 6 mm slots, self-locking	32.10	B 125
	4G03PID2	②	Sump unit complete with "MOON" model AISI 304 stainless steel grating, Th. 12/10 metal sheet, Ø10 holes, self-locking	31.10	A 15
	4G03PID3	③	Sump unit complete with "METRÒ" model AISI 304 stainless steel grating, with longitudinal 15x3 plates, self-locking	31.85	
	4G03PID4	④	Sump unit complete with "DOLOMITES" model AISI 304 stainless steel grating, with triangular edge rails, self-locking	31.63	

Poly Fly 100 Polymer concrete sump with stainless steel profiles without grating and accessories

Code	Description	Weight kg
4G03PP	Polymer concrete sump with stainless steel profiles L 500 mm	33.00
4G03XP	Bucket/Filter, AISI 304 stainless steel	1,16
4G02TI	AISI 304 stainless steel sheet end cap, thickness 15/10	0.30
4G02RI	AISI 304 stainless steel sheet end cap with outlet, thickness 15/10, Ø108 mm	0.52

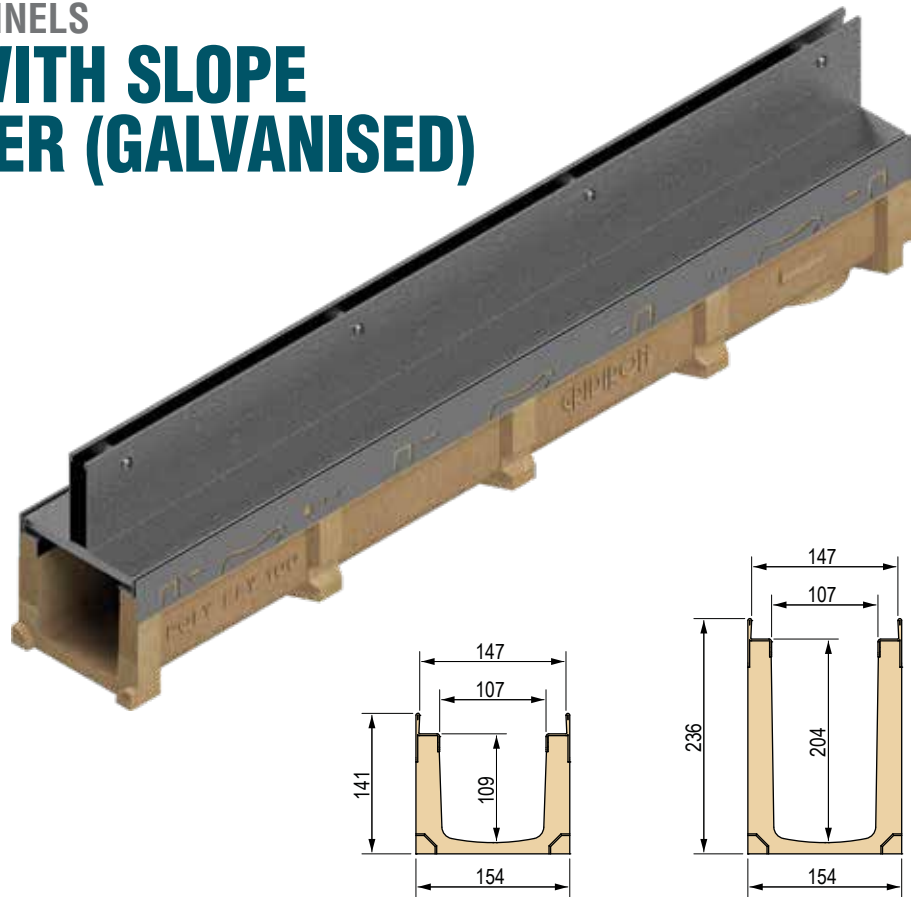
POLYMER CONCRETE CHANNELS

POLY FLY 100 WITH SLOPE WITH THIN COVER (GALVANISED)

CENTRAL SLOT

Grating width 150 mm

Polymer concrete channel with galvanised edge rails complying with the UNI EN 1433 standard.



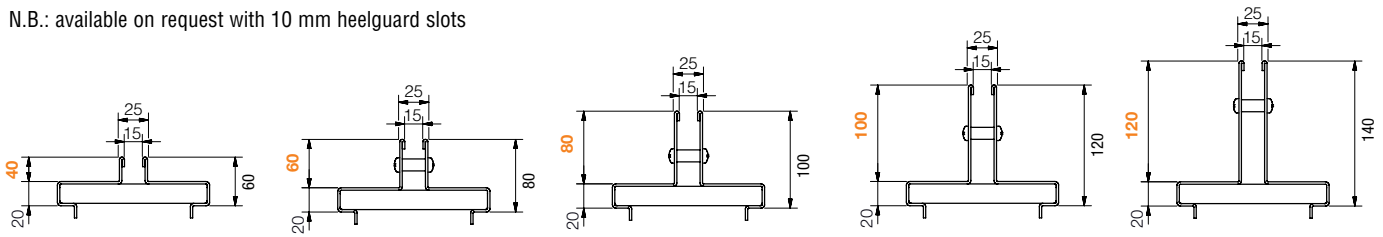
Channel L. mm	Code	Description	Slope	Initial H mm	Final H mm	Weight kg
1000	4G02S01	Channel no. 1	0.5%	141	146	14.14
	4G02S02	Channel no. 2	0.5%	146	151	14.63
	4G02S03	Channel no. 3	0.5%	151	156	15.13
	4G02S04	Channel no. 4	0.5%	156	161	15.63
	4G02S05	Channel no. 5	0.5%	161	166	16.13
	4G02S06	Channel no. 6	0.5%	166	171	16.64
	4G02S07	Channel no. 7	0.5%	171	176	17.14
	4G02S08	Channel no. 8	0.5%	176	181	17.64
	4G02S09	Channel no. 9	0.5%	181	186	18.14
	4G02S10	Channel no. 10	0.5%	186	191	18.64
	4G02S11	Channel no. 11	0.5%	191	196	19.14
	4G02S12	Channel no. 12	0.5%	196	201	19.64
	4G02S13	Channel no. 13	0.5%	201	206	20.15
	4G02S14	Channel no. 14	0.5%	206	211	20.65
	4G02S15	Channel no. 15	0.5%	211	216	21.15
	4G02S16	Channel no. 16	0.5%	216	221	21.65
	4G02S17	Channel no. 17	0.5%	221	226	22.15
	4G02S18	Channel no. 18	0.5%	226	231	22.65
	4G02S19	Channel no. 19	0.5%	231	236	23.15
	4G02S20	Channel no. 20	0.5%	236	241	23.66

Poly Fly 100 with slope galvanised steel sump unit without grating

Sump unit L. mm	Code	Description	Weight kg
500	4G02PP	Polymer concrete sump with galvanized profiles L 500 mm	33.00

Available Thin covers

N.B.: available on request with 10 mm heelguard slots



Thin covers with central slot - Slot width 15 mm

GALVANISED

N.B.: the Thin cover is supplied loose

Cover L. mm	Code	Description	Slot height mm	Weight kg	Load class
1000	4G02T0	Thin central cover, hot-dip galvanised, Th. 20/10	40	5.28	C 250
	4G02T	Thin central cover, hot-dip galvanised, Th. 20/10	60	5.91	
	4G02T1	Thin central cover, hot-dip galvanised, Th. 20/10	80	6.54	D 400
	4G02T2	Thin central cover, hot-dip galvanised, Th. 20/10	100	7.17	
	4G02T3	Thin central cover, hot-dip galvanised, Th. 20/10	120	7.29	
500	4G05T0	Thin central cover, hot-dip galvanised, Th. 20/10	40	2.63	C 250
	4G05T	Thin central cover, hot-dip galvanised, Th. 20/10	60	2.95	
	4G05T1	Thin central cover, hot-dip galvanised, Th. 20/10	80	3.27	D 400
	4G05T2	Thin central cover, hot-dip galvanised, Th. 20/10	100	3.58	
	4G05T3	Thin central cover, hot-dip galvanised, Th. 20/10	120	3.90	

Inspection buckets for Thin covers with central slot - Slot width 15 mm

GALVANISED

N.B.: the Thin bucket is supplied loose

Bucket L.mm	Code	Description	Slot height mm	Weight kg	Load class
500	4G02V0	Inspection bucket for galvanised Thin central cover	40	3.97	C 250
	4G02V	Inspection bucket for galvanised Thin central cover	60	4.72	
	4G02V1	Inspection bucket for galvanised Thin central cover	80	5.46	D 400
	4G02V2	Inspection bucket for galvanised Thin central cover	100	6.20	
	4G02V3	Inspection bucket for galvanised Thin central cover	120	6.94	

Thin covers accessories



Code	Description
S4505TP5	PVC closure for 15mm thin slit cover, length = 500mm
S4505TP	PVC closure for 15mm thin slit cover, length = 1000mm

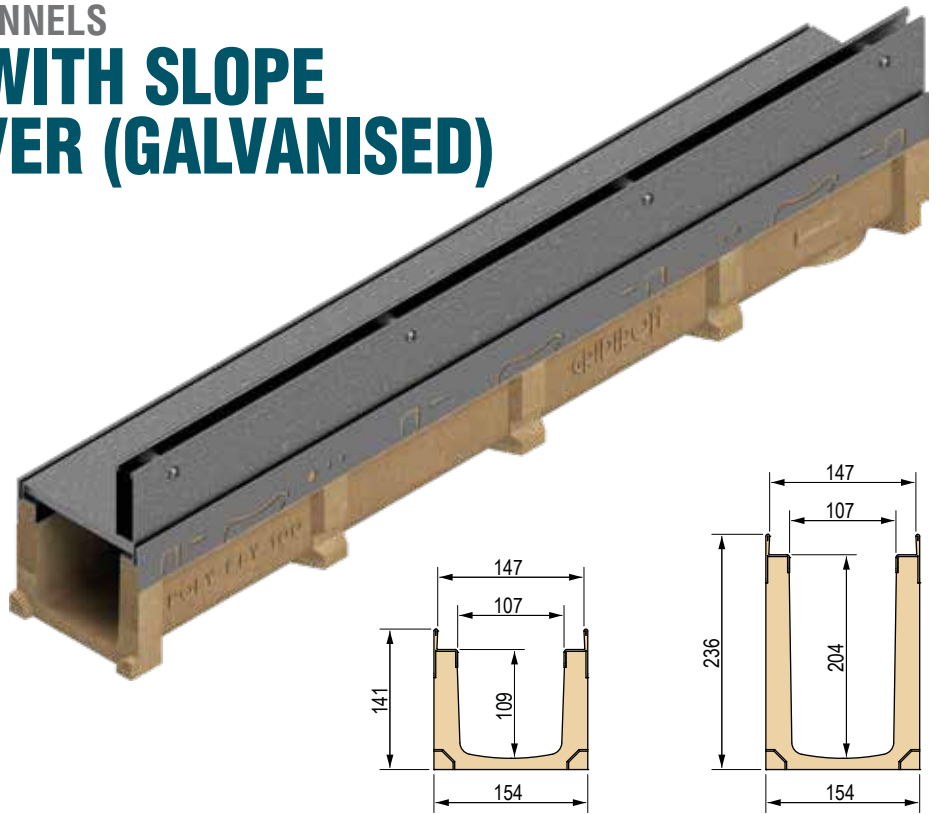
POLYMER CONCRETE CHANNELS

POLY FLY 100 WITH SLOPE WITH THIN COVER (GALVANISED)

SIDE SLOT

Grating width 150 mm

Polymer concrete channel with galvanised edge rails complying with the UNI EN 1433 standard.



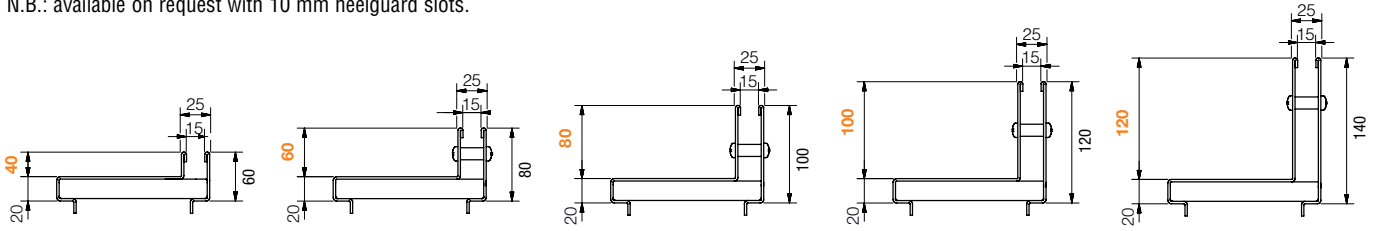
Channel L. mm	Code	Description	Slope	Initial H mm	Final H mm	Weight kg
1000	4G02S01	Channel no. 1	0.5%	141	146	14.14
	4G02S02	Channel no. 2	0.5%	146	151	14.63
	4G02S03	Channel no. 3	0.5%	151	156	15.13
	4G02S04	Channel no. 4	0.5%	156	161	15.63
	4G02S05	Channel no. 5	0.5%	161	166	16.13
	4G02S06	Channel no. 6	0.5%	166	171	16.64
	4G02S07	Channel no. 7	0.5%	171	176	17.14
	4G02S08	Channel no. 8	0.5%	176	181	17.64
	4G02S09	Channel no. 9	0.5%	181	186	18.14
	4G02S10	Channel no. 10	0.5%	186	191	18.64
	4G02S11	Channel no. 11	0.5%	191	196	19.14
	4G02S12	Channel no. 12	0.5%	196	201	19.64
	4G02S13	Channel no. 13	0.5%	201	206	20.15
	4G02S14	Channel no. 14	0.5%	206	211	20.65
	4G02S15	Channel no. 15	0.5%	211	216	21.15
	4G02S16	Channel no. 16	0.5%	216	221	21.65
	4G02S17	Channel no. 17	0.5%	221	226	22.15
	4G02S18	Channel no. 18	0.5%	226	231	22.65
	4G02S19	Channel no. 19	0.5%	231	236	23.15
	4G02S20	Channel no. 20	0.5%	236	241	23.66

Poly Fly 100 with slope galvanised steel sump unit without grating

Sump unit L. mm	Code	Description	Weight kg
500	4G02PP	Polymer concrete sump with galvanized profiles L 500 mm	

Available Thin covers

N.B.: available on request with 10 mm heelguard slots.



Thin covers with side slot - Slot width 15 mm

GALVANISED

N.B.: The Thin cover is supplied loose

Cover L. mm	Code	Description	Slot height mm	Weight kg	Load class
1000	4G02L0	Thin side cover, hot-dip galvanised, Th. 20/10	40	5.28	C 250
	4G02L	Thin side cover, hot-dip galvanised, Th. 20/10	60	5.91	
	4G02L1	Thin side cover, hot-dip galvanised, Th. 20/10	80	6.54	D 400
	4G02L2	Thin side cover, hot-dip galvanised, Th. 20/10	100	7.17	
	4G02L3	Thin side cover, hot-dip galvanised, Th. 20/10	120	7.29	
500	4G05L0	Thin side cover, hot-dip galvanised, Th. 20/10	40	2.63	C 250
	4G05L	Thin side cover, hot-dip galvanised, Th. 20/10	60	2.95	
	4G05L1	Thin side cover, hot-dip galvanised, Th. 20/10	80	3.27	D 400
	4G05L2	Thin side cover, hot-dip galvanised, Th. 20/10	100	3.58	
	4G05L3	Thin side cover, hot-dip galvanised, Th. 20/10	120	3.90	

Inspection buckets for Thin covers with side slot - Slot width 15 mm

GALVANISED

N.B.: the Thin bucket is supplied loose

Bucket L.mm	Code	Description	Slot height mm	Weight kg	Load class
500	4G02VL0	Inspection bucket for galvanised Thin side cover	40	3.97	C 250
	4G02VL	Inspection bucket for galvanised Thin side cover	60	4.72	
	4G02VL1	Inspection bucket for galvanised Thin side cover	80	5.46	D 400
	4G02VL2	Inspection bucket for galvanised Thin side cover	100	6.20	
	4G02VL3	Inspection bucket for galvanised Thin side cover	120	6.94	

Thin covers accessories



Code	Description
S4505TP5	PVC closure for 15mm thin slit cover, length = 500mm
S4505TP	PVC closure for 15mm thin slit cover, length = 1000mm

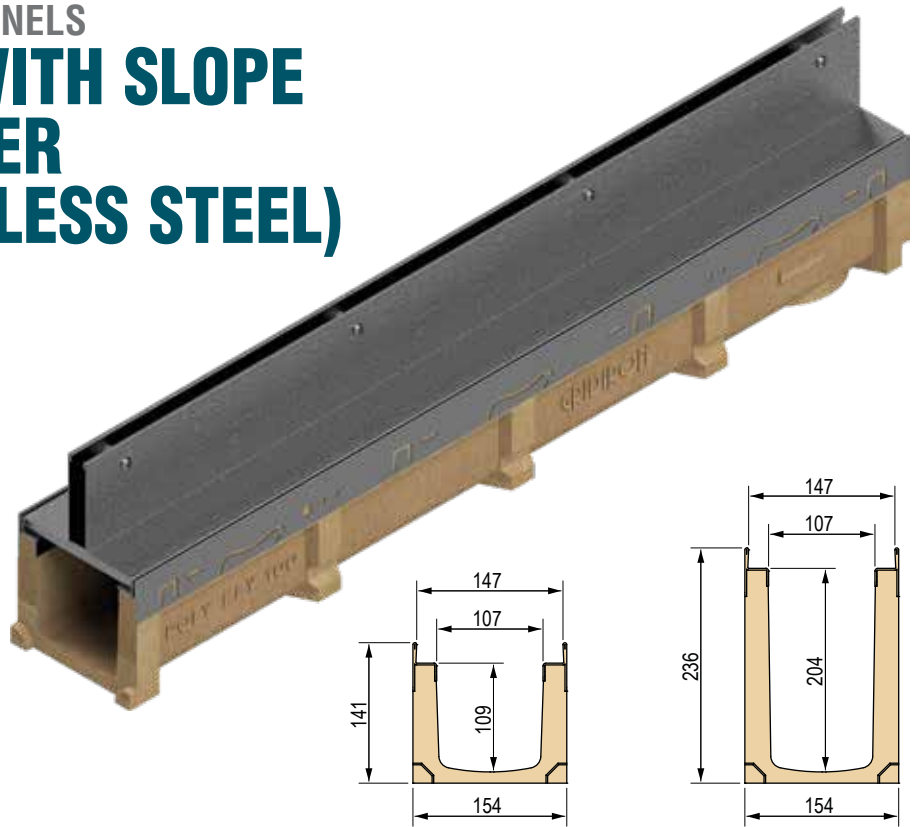
POLYMER CONCRETE CHANNELS

POLY FLY 100 WITH SLOPE WITH THIN COVER (AISI 304 STAINLESS STEEL)

CENTRAL SLOT

Grating width 150 mm

Polymer concrete channel with stainless steel edge rails complying with the UNI EN 1433 standard.



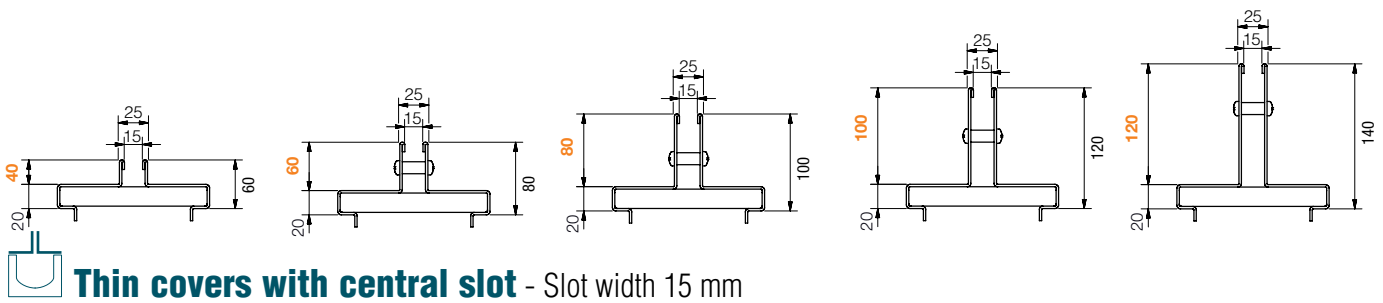
Channel L. mm	Code	Description	Slope	Initial H mm	Final H mm	Weight kg
1000	4G03S01	Channel no. 1	0.5%	141	146	14.14
	4G03S02	Channel no. 2	0.5%	146	151	14.63
	4G03S03	Channel no. 3	0.5%	151	156	15.13
	4G03S04	Channel no. 4	0.5%	156	161	15.63
	4G03S05	Channel no. 5	0.5%	161	166	16.13
	4G03S06	Channel no. 6	0.5%	166	171	16.64
	4G03S07	Channel no. 7	0.5%	171	176	17.14
	4G03S08	Channel no. 8	0.5%	176	181	17.64
	4G03S09	Channel no. 9	0.5%	181	186	18.14
	4G03S10	Channel no. 10	0.5%	186	191	18.64
	4G03S11	Channel no. 11	0.5%	191	196	19.14
	4G03S12	Channel no. 12	0.5%	196	201	19.64
	4G03S13	Channel no. 13	0.5%	201	206	20.15
	4G03S14	Channel no. 14	0.5%	206	211	20.65
	4G03S15	Channel no. 15	0.5%	211	216	21.15
	4G03S16	Channel no. 16	0.5%	216	221	21.65
	4G03S17	Channel no. 17	0.5%	221	226	22.15
	4G03S18	Channel no. 18	0.5%	226	231	22.65
	4G03S19	Channel no. 19	0.5%	231	236	23.15
	4G03S20	Channel no. 20	0.5%	236	241	23.66

Poly Fly 100 with slope AISI 304 stainless steel sump unit without grating

Sump unit L. mm	Code	Description	Weight kg
500	4G03PP	Polymer concrete sump with stainless steel profiles L 500 mm	33.00

Available Thin covers

N.B.: available on request with 10 mm heelguard slot and in AISI 316 stainless steel



Thin covers with central slot - Slot width 15 mm

AISI 304 STAINLESS STEEL

N.B.: the Thin cover is supplied loose

Cover L. mm	Code	Description	Slot height mm	Weight kg	Load class
1000	4G03I0	Thin central cover made of AISI 304 stainless steel Th. 20/10	40	5.28	C 250
	4G03I1	Thin central cover made of AISI 304 stainless steel Th. 20/10	60	5.91	
	4G03I2	Thin central cover made of AISI 304 stainless steel Th. 20/10	80	6.54	D 400
	4G03I3	Thin central cover made of AISI 304 stainless steel Th. 20/10	100	7.17	
	4G03I4	Thin central cover made of AISI 304 stainless steel Th. 20/10	120	7.29	
500	4G05I0	Thin central cover made of AISI 304 stainless steel Th. 20/10	40	2.63	C 250
	4G05I1	Thin central cover made of AISI 304 stainless steel Th. 20/10	60	2.95	
	4G05I2	Thin central cover made of AISI 304 stainless steel Th. 20/10	80	3.27	D 400
	4G05I3	Thin central cover made of AISI 304 stainless steel Th. 20/10	100	3.58	
	4G05I4	Thin central cover made of AISI 304 stainless steel Th. 20/10	120	3.90	

Inspection buckets for Thin covers with central slot - Slot width 15 mm

AISI 304 STAINLESS STEEL

N.B.: the Thin bucket is supplied loose

Bucket L.mm	Code	Description	Slot height mm	Weight kg	Load class
500	4G03V0	Inspection bucket for Thin central cover made of AISI 304 stainless steel	40	3.97	C 250
	4G03V1	Inspection bucket for Thin central cover made of AISI 304 stainless steel	60	4.72	
	4G03V2	Inspection bucket for Thin central cover made of AISI 304 stainless steel	80	5.46	D 400
	4G03V3	Inspection bucket for Thin central cover made of AISI 304 stainless steel	100	6.20	
	4G03V4	Inspection bucket for Thin central cover made of AISI 304 stainless steel	120	6.94	

Thin covers accessories



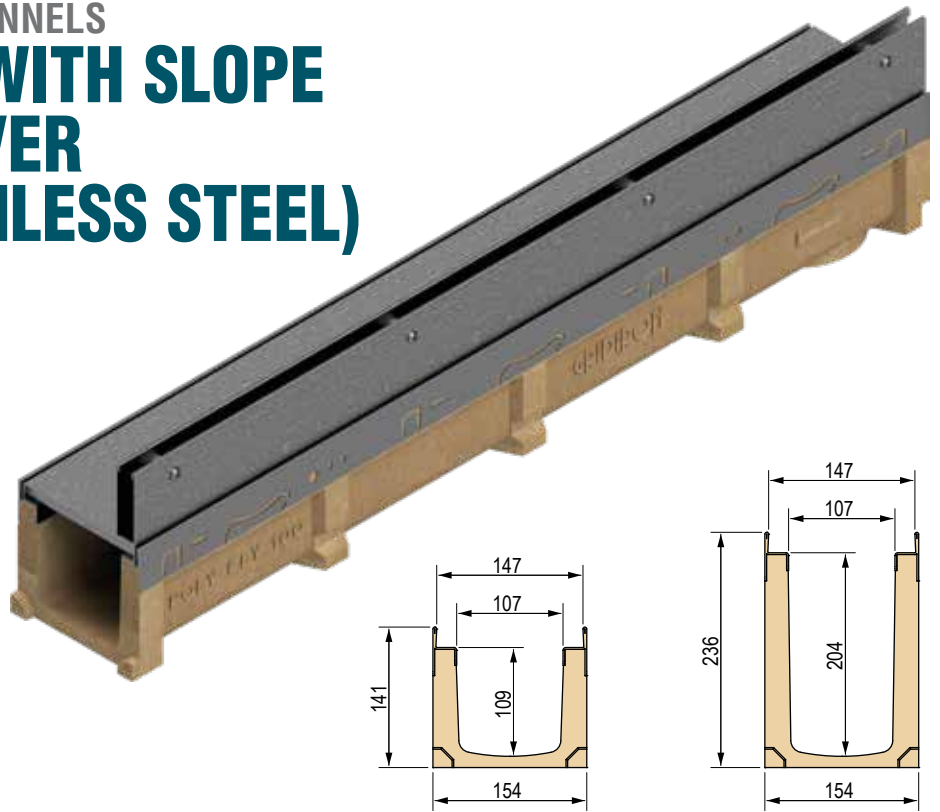
Code	Description
S4505TP5	PVC closure for 15mm thin slit cover, length = 500mm
S4505TP	PVC closure for 15mm thin slit cover, length = 1000mm

POLYMER CONCRETE CHANNELS POLY FLY 100 WITH SLOPE WITH THIN COVER (AISI 304 STAINLESS STEEL)

SIDE SLOT

Grating width 150 mm

Polymer concrete channel with stainless steel edge rails complying with the UNI EN 1433 standard.



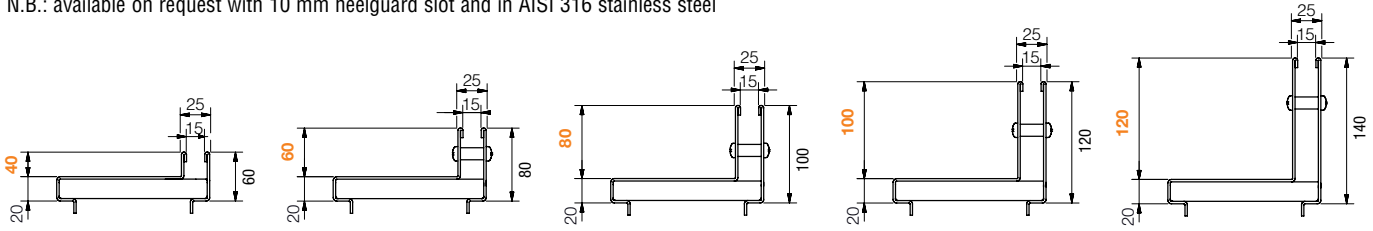
Channel L. mm	Code	Description	Slope	Initial H mm	Final H mm	Weight kg
1000	4G03S01	Channel no. 1	0.5%	141	146	14.14
	4G03S02	Channel no. 2	0.5%	146	151	14.63
	4G03S03	Channel no. 3	0.5%	151	156	15.13
	4G03S04	Channel no. 4	0.5%	156	161	15.63
	4G03S05	Channel no. 5	0.5%	161	166	16.13
	4G03S06	Channel no. 6	0.5%	166	171	16.64
	4G03S07	Channel no. 7	0.5%	171	176	17.14
	4G03S08	Channel no. 8	0.5%	176	181	17.64
	4G03S09	Channel no. 9	0.5%	181	186	18.14
	4G03S10	Channel no. 10	0.5%	186	191	18.64
	4G03S11	Channel no. 11	0.5%	191	196	19.14
	4G03S12	Channel no. 12	0.5%	196	201	19.64
	4G03S13	Channel no. 13	0.5%	201	206	20.15
	4G03S14	Channel no. 14	0.5%	206	211	20.65
	4G03S15	Channel no. 15	0.5%	211	216	21.15
	4G03S16	Channel no. 16	0.5%	216	221	21.65
	4G03S17	Channel no. 17	0.5%	221	226	22.15
	4G03S18	Channel no. 18	0.5%	226	231	22.65
	4G03S19	Channel no. 19	0.5%	231	236	23.15
	4G03S20	Channel no. 20	0.5%	236	241	23.66

Poly Fly 100 with slope AISI 304 stainless steel sump unit without grating

Sump unit L. mm	Code	Description	Weight kg
500	4G03PP	Polymer concrete sump with stainless steel profiles L 500 mm	33.00

Available Thin covers

N.B.: available on request with 10 mm heelguard slot and in AISI 316 stainless steel



Thin covers with side slot - Slot width 15 mm

AISI 304 STAINLESS STEEL

N.B.: The Thin cover is supplied loose

Cover L. mm	Code	Description	Slot height mm	Weight kg	Load class
1000	4G031L0	Thin side cover made of AISI 304 stainless steel Th. 20/10	40	5.28	C 250
	4G031L	Thin side cover made of AISI 304 stainless steel Th. 20/10	60	5.91	
	4G031L1	Thin side cover made of AISI 304 stainless steel Th. 20/10	80	6.54	D 400
	4G031L2	Thin side cover made of AISI 304 stainless steel Th. 20/10	100	7.17	
	4G031L3	Thin side cover made of AISI 304 stainless steel Th. 20/10	120	7.29	
500	4G051L0	Thin side cover made of AISI 304 stainless steel Th. 20/10	40	2.63	C 250
	4G051L	Thin side cover made of AISI 304 stainless steel Th. 20/10	60	2.95	
	4G051L1	Thin side cover made of AISI 304 stainless steel Th. 20/10	80	3.27	D 400
	4G051L2	Thin side cover made of AISI 304 stainless steel Th. 20/10	100	3.58	
	4G051L3	Thin side cover made of AISI 304 stainless steel Th. 20/10	120	3.90	

Inspection buckets for Thin covers with side slot - Slot width 15 mm

AISI 304 STAINLESS STEEL

N.B.: the Thin bucket is supplied loose

Bucket L.mm	Code	Description	Slot height mm	Weight kg	Load class
500	4G05VLI0	Inspection bucket for Thin side cover made of AISI 304 stainless steel	40	3.97	C 250
	4G05VLI	Inspection bucket for Thin side cover made of AISI 304 stainless steel	60	4.72	
	4G05VLI1	Inspection bucket for Thin side cover made of AISI 304 stainless steel	80	5.46	D 400
	4G05VLI2	Inspection bucket for Thin side cover made of AISI 304 stainless steel	100	6.20	
	4G05VLI3	Inspection bucket for Thin side cover made of AISI 304 stainless steel	120	6.94	

Thin covers accessories




Code	Description
S4505TP5	PVC closure for 15mm thin slit cover, length = 500mm
S4505TP	PVC closure for 15mm thin slit cover, length = 1000mm

POLYMER CONCRETE CHANNELS

POLY FLY 150 (galvanised edge rail)

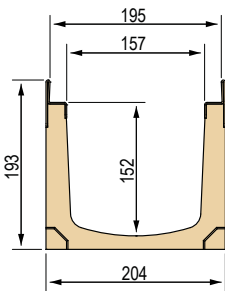
Grating width 200 mm

Polymer concrete channel with galvanised edge rails complying with the UNI EN 1433 standard. The channels are sold exclusively in complete pallets and together with the gratings.




GALVANISED
protective edge rail

Poly Fly 150 channel dimensions



Available gratings



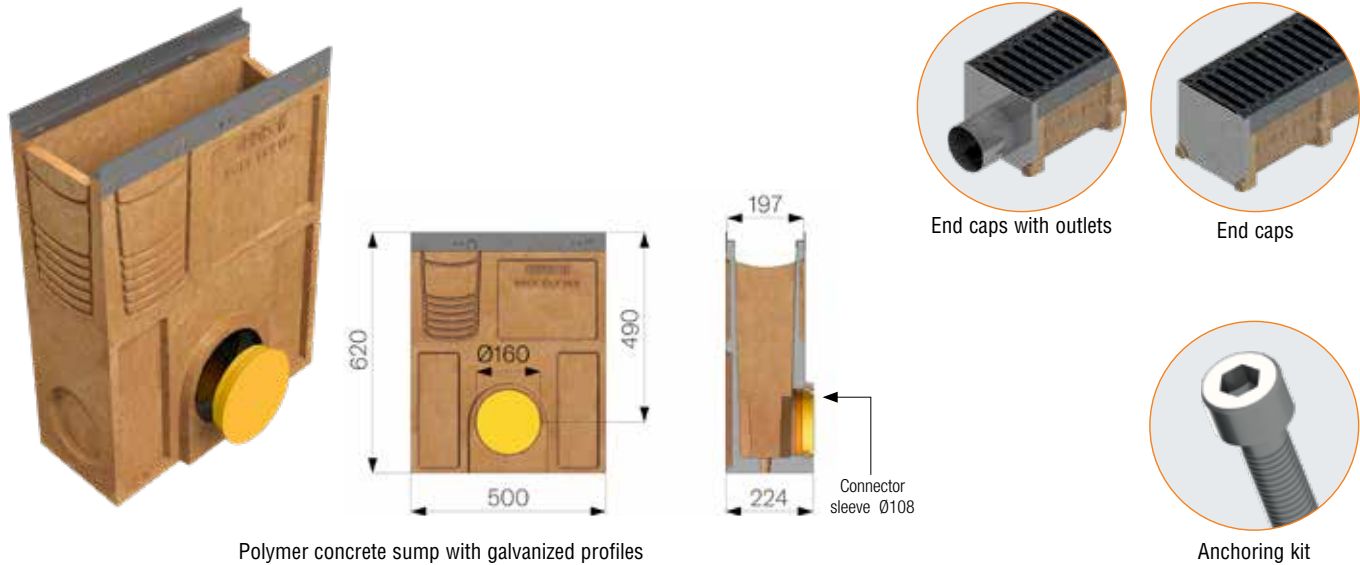
- ① Grating with 8 mm slots and C-shaped edges, galvanised, 12/10
A 15
- ② Pressure-locked grating, 33x33 mesh, galvanised
C 250
- ③ Pressure-locked grating, 55x11 heelguard mesh, galvanised
C 250
- ④ Pressure-locked grating, 33x11 heelguard mesh, galvanised
C 250
- ⑤ Ductile iron grating
D 400
- ⑥ Heelguard ductile iron grating
D 400
- ⑦ Embossed metal sheet plate Th. 3, galvanised
D 400

Poly Fly 150 channel (galvanised edge rail) complete with grating - Length 1000 mm

WITH GALVANISED PROTECTIVE EDGE RAIL

Channel L. mm	Code	Grating	Description of the channel assembled with the grating complete with accessories	Weight kg	Load class
1000	4G12SLC	①	Channel complete with galvanised press-formed metal sheet grating 12/10 with C-shaped edges	22.78	A 15
	4G12SG1	②	Channel complete with pressure-locked grating with C-shaped edges, 25x2-10x2 33x33, hot-dip galvanised	24.33	
	4G12SG2	③	Channel complete with pressure-locked grating with C-shaped edges, 25x2-10x2 55x11 heelguard mesh, hot-dip galvanised	24.96	C 250
	4G12SG3	④	Channel complete with pressure-locked grating with C-shaped edges, 25x2-10x2 33x11 heelguard mesh, hot-dip galvanised	25.92	
	4G12SGS	⑤	Channel complete with 2 x GJS500-7 ductile iron gratings	37.56	D 400
	4G12SGSA	⑥	Channel complete with 2 x GJS500-7 ductile iron heelguard gratings	37.54	
	4G12SP	⑦	Channel complete with embossed metal sheet solid plate Th. 3, reinforced and hot-dip galvanised	37.17	

Poly Fly 150 channel (galvanised edge rail) accessories



Polymer concrete sump with galvanized profiles

End caps with outlets

End caps

Anchoring kit

Poly Fly 150 Polymer concrete sump with galvanized profiles - Length 500 mm

Sump unit L. mm	Code	Grating	Description of the sump unit assembled with the grating complete with accessories	Weight kg	Load class
500	4G12PZLC	①	Sump unit complete with galvanised press-formed metal sheet grating 12/10 with C-shaped edges	41.22	A 15
	4G12PZG1	②	Sump unit complete with pressure-locked grating with C-shaped edges, 25x2-10x2 33x33, hot-dip galvanised	41.19	C 250
	4G12PZG2	③	Sump unit complete with pressure-locked grating with C-shaped edges, 25x2-10x2 55x11 heelguard mesh, hot-dip galvanised	41.97	
	4G12PZG3	④	Sump unit complete with pressure-locked grating with C-shaped edges, 25x2-10x2 33x11 heelguard mesh, hot-dip galvanised	42.28	
	4G12PZGS	⑤	Sump unit complete with GJS500-7 ductile iron grating	45.52	D 400
	4G12PZGSA	⑥	Sump unit complete with GJS500-7 ductile iron heelguard grating	47.31	
	4G12PZP	⑦	Sump unit complete with embossed metal sheet solid plate Th. 3, reinforced and hot-dip galvanised	43.50	

Poly Fly 150 Polymer concrete sump with galvanized profiles without grating and accessories

Code	Description	Weight kg
4G12PP	Polymer concrete sump with galvanized profiles L 500 mm	45.60
4G13XP	Bucket/Filter, AISI 304 stainless steel	1,16
4G12TI	AISI 304 stainless steel sheet end cap, thickness 15/10	0.53
4G12RI	AISI 304 stainless steel sheet end cap with outlet, thickness 15/10 Ø108 mm	1.30
4D10K	Anchoring kit for galvanised and AISI 304 stainless steel gratings (for gratings 2 - 3 - 4)	0.02
4D10V	Anchoring kit for ductile iron gratings (for gratings 5 - 6)	0.02
4D10P	Anchoring kit for galvanised/AISI 304 stainless steel plates(for plate 7)	0.02

Poly Fly 150 channel (galvanised edge rail) without grating - Length 1000 mm

Channel L. mm	Code	Description	Water passage mm	Run-off section cm ²	Weight kg	Pieces pallet
1000	4G12S	Poly Fly 150 polymer concrete channel with galvanised protective edge rail	157	220	21.66	35

POLYMER CONCRETE CHANNELS

POLY FLY 150 (AISI 304 stainless steel edge rail)

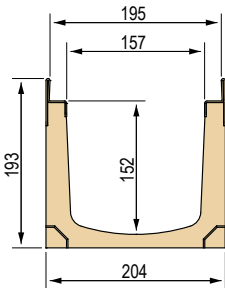
Grating width 200 mm

Polymer concrete channel with stainless steel edge rails complying with the UNI EN 1433 standard. The channels are sold exclusively in complete pallets and together with the gratings.



AISI 304 STAINLESS STEEL
protective edge rails

Poly Fly 150 channel dimensions



Available gratings

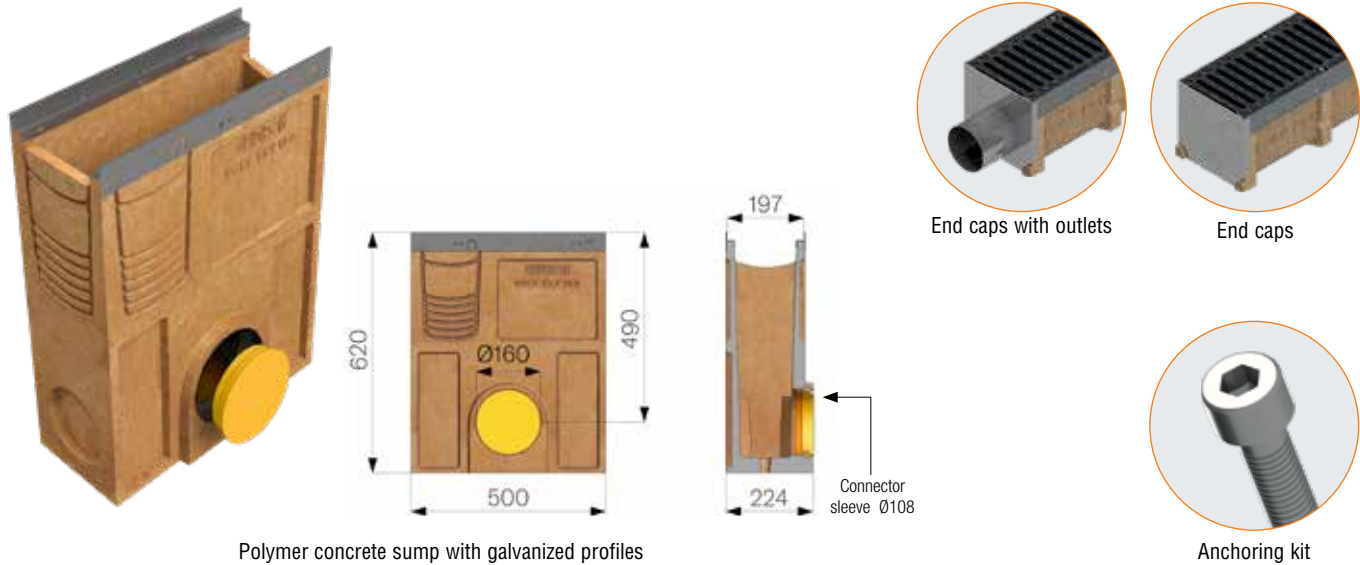
①	②	③	④	⑤	⑥
Grating with 8 mm slots and C-shaped edges, AISI 304 stainless steel, 12/10 A 15	Pressure-locked grating, 33x33 mesh, AISI 304 stainless steel C 250	Pressure-locked grating, 55x11 heelguard mesh, AISI 304 stainless steel C 250	Pressure-locked grating, 33x11 heelguard mesh, AISI 304 stainless steel C 250	AISI 304 stainless steel grating, 25x25 mesh D 400	Embossed metal sheet plate Th. 3, AISI 304 stainless steel D 400

Poly Fly 150 channel (AISI 304 stainless steel edge rail) complete with grating - Length 1000 mm

WITH AISI 304 STAINLESS STEEL PROTECTIVE EDGE RAIL

Channel L. mm	Code	Grating	Description of the channel assembled with the grating complete with accessories	Weight kg	Load class
1000	4G13SLCI	①	Channel complete with AISI 304 stainless steel press-formed metal sheet grating 12/10 with C-shaped edges	22.78	A 15
	4G13SX1	②	Channel complete with pressure-locked grating with edging, 25x2-10x2 33x33, AISI 304 stainless steel	24.33	C 250
	4G13SX2	③	Channel complete with pressure-locked grating with edging, 25x2-10x2 55x11 heelguard mesh, AISI 304 stainless steel	24.96	
	4G13SX3	④	Channel complete with pressure-locked grating with edging, 25x2-10x2 33x11 heelguard mesh, AISI 304 stainless steel	25.92	
	4G13SX4	⑤	Channel complete with pressure-locked grating with edging, 25x3-10x2 25x25, AISI 304 stainless steel	28.35	D 400
	4G13SPI	⑥	Channel complete with embossed metal sheet solid plate Th. 3, AISI 304 stainless steel, reinforced	37.17	

Poly Fly 150 channel (AISI 304 edge rail) accessories



Polymer concrete sump with galvanized profiles

End caps with outlets

End caps

Anchoring kit

Poly Fly 150 Polymer concrete sump with AISI 304 stainless steel complete with grating - Length 500 mm

Sump unit L. mm	Code	Grating	Description of the sump unit assembled with the grating complete with accessories	Weight kg	Load class
500	4G13PILCI	①	Sump unit complete with AISI 304 stainless steel press-formed metal sheet grating 12/10 with C-shaped edges	41.19	A 15
	4G13PIX1	②	Sump unit complete with pressure-locked grating with edging, 25x2-10x2 33x33, AISI 304 stainless steel	41.97	C 250
	4G13PIX2	③	Sump unit complete with pressure-locked grating with edging, 25x2-10x2 55x11, heelguard mesh, AISI 304 stainless steel	42.28	
	4G13PIX3	④	Sump unit complete with pressure-locked grating with edging, 25x2-10x2 33x11, heelguard mesh, AISI 304 stainless steel	42.76	
	4G13PIX4	⑤	Sump unit complete with pressure-locked grating with edging, 25x3-10x2 25x25, AISI 304 stainless steel	43.98	D 400
	4G13PIPI	⑥	Sump unit complete with embossed metal sheet solid plate Th. 3, AISI 304 stainless steel, reinforced	48.39	

Poly Fly 150 Polymer concrete sump with AISI 304 stainless steel complete with grating without grating and accessories

Code	Description	Weight kg
4G13PP	Polymer concrete sump with AISI 304 stainless steel complete with grating L 500 mm	45.60
4G13XP	Bucket/Filter, AISI 304 stainless steel	1,16
4G12TI	AISI 304 stainless steel sheet end cap, thickness 15/10	0.53
4G12RI	AISI 304 stainless steel sheet end cap with outlet, thickness 15/10 Ø108 mm	1.30
4D10K	Anchoring kit for galvanised and AISI 304 stainless steel gratings (for gratings 2 - 5)	0.02
4D10A	Anchoring kit for AISI 304 stainless steel heelguard gratings (for gratings 3 - 4)	0.02
4D10P	Anchoring kit for AISI 304 stainless steel plates (for plate 6)	0.02

Poly Fly 150 channel (AISI 304 stainless steel edge rail) without grating - Length 1000 mm

Channel L. mm	Code	Description	Water passage mm	Run-off section cm ²	Weight kg	Pieces pallet
1000	4G13S	Poly Fly 150 polymer concrete channel with AISI 304 stainless steel protective edge rail	157	220	22.06	35


POLYMER CONCRETE CHANNELS

POLY FLY 150 Low

(galvanised edge rail)

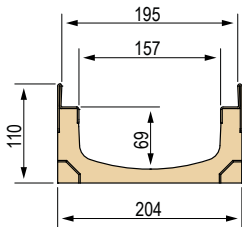
Grating width 200 mm

Polymer concrete channel with galvanised edge rails complying with the UNI EN 1433 standard. The channels are sold exclusively in complete pallets and together with the gratings.



GALVANISED
protective edge rail

Poly Fly 150 Low channel dimensions



Available gratings


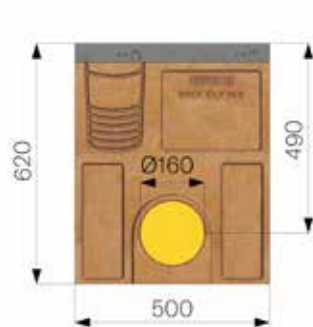
① Grating with 8 mm slots and C-shaped edges, galvanised, 12/10 A 15	② Pressure-locked grating, 33x33 mesh, galvanised C 250	③ Pressure-locked grating, 55x11 heelguard mesh, galvanised C 250	④ Pressure-locked grating, 33x11 heelguard mesh, galvanised C 250	⑤ Ductile iron grating D 400	⑥ Heelguard ductile iron grating D 400	⑦ Embossed metal sheet plate Th. 3, galvanised D 400

Poly Fly 150 Low channel (galvanised edge rail) complete with grating - Length 1000 mm


WITH GALVANISED PROTECTIVE EDGE RAIL

Channel L. mm	Code	Grating	Description of the channel assembled with the grating complete with accessories	Weight kg	Load class
1000	4G1CSLC	①	Channel complete with galvanised press-formed metal sheet grating 12/10 with C-shaped edges	17.58	A 15
	4G1CSG1	②	Channel complete with pressure-locked grating with C-shaped edges, 25x2-10x2 33x33, hot-dip galvanised	19.13	C 250
	4G1CSG2	③	Channel complete with pressure-locked grating with C-shaped edges, 25x2-10x2 55x11 heelguard mesh, hot-dip galvanised	19.76	
	4G1CSG3	④	Channel complete with pressure-locked grating with C-shaped edges, 25x2-10x2 33x11 heelguard mesh, hot-dip galvanised	20.72	
	4G1CSGS	⑤	Channel complete with 2 x GJS500-7 ductile iron gratings	29.82	D 400
	4G1CSGSA	⑥	Channel complete with 2 x GJS500-7 ductile iron heelguard gratings	29.20	
	4G1CSP	⑦	Channel complete with embossed metal sheet solid plate Th. 3, reinforced and hot-dip galvanised	31.97	


Poly Fly 150 Low channel (galvanised edge rail) accessories



Polymer concrete sump with galvanized profiles



End caps with outlets



End caps



Anchoring kit

Poly Fly 150 Low Polymer concrete sump with galvanized profiles complete with grating - Length 500 mm

Sump unit L. mm	Code	Grating	Description of the sump unit assembled with the grating complete with accessories	Weight kg	Load class
500	4G12PZLC	①	Sump unit complete with galvanized press-formed metal sheet grating 12/10 with C-shaped edges	41.22	A 15
	4G12PZG1	②	Sump unit complete with pressure-locked grating with C-shaped edges, 25x2-10x2 33x33, hot-dip galvanized	41.19	C 250
	4G12PZG2	③	Sump unit complete with pressure-locked grating with C-shaped edges, 25x2-10x2 55x11 heelguard mesh, hot-dip galvanized	41.97	
	4G12PZG3	④	Sump unit complete with pressure-locked grating with C-shaped edges, 25x2-10x2 33x11 heelguard mesh, hot-dip galvanized	42.28	
	4G12PZGS	⑤	Sump unit complete with GJS500-7 ductile iron grating	45.52	D 400
	4G12PZGSA	⑥	Sump unit complete with GJS500-7 ductile iron heelguard grating	47.31	
	4G12PZP	⑦	Sump unit complete with embossed metal sheet solid plate Th. 3, reinforced and hot-dip galvanized	43.50	

Poly Fly 150 Low Polymer concrete sump with galvanized profiles without grating and accessories

Code	Description	Weight kg
4G12PP	Polymer concrete sump with galvanized profiles L 500 mm	45.60
4G13VXP	Bucket/Filter, AISI 304 stainless steel	1,16
4G1DTI	AISI 304 stainless steel sheet end cap, thickness 15/10	0.48
4G1DRI	AISI 304 stainless steel sheet end cap with outlet, thickness 15/10 Ø76 mm	1.15
4D10K	Anchoring kit for galvanized and AISI 304 stainless steel gratings (for gratings 2 - 3 - 4)	0.02
4D10V	Anchoring kit for ductile iron gratings (for gratings 5 - 6)	0.02
4D10P	Anchoring kit for galvanized/AISI 304 stainless steel plates (for plate 7)	0.02

Poly Fly 150 Low channel (galvanised edge rail) without grating - Length 1000 mm

Channel L. mm	Code	Description	Water passage mm	Run-off section cm ²	Weight kg	Pieces pallet
1000	4G1CS	Poly Fly 150 Low polymer concrete channel with galvanized protective edge rail	157	93	15.20	55


POLYMER CONCRETE CHANNELS

POLY FLY 150 Low

(AISI 304 stainless steel edge rail)

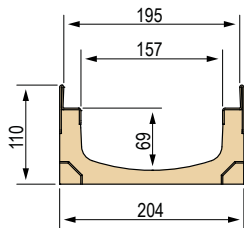
Grating width 200 mm

Polymer concrete channel with stainless steel edge rails complying with the UNI EN 1433 standard. The channels are sold exclusively in complete pallets and together with the gratings.









AISI 304 STAINLESS STEEL
protective edge rails

Poly Fly 150 Low channel dimensions



Available gratings

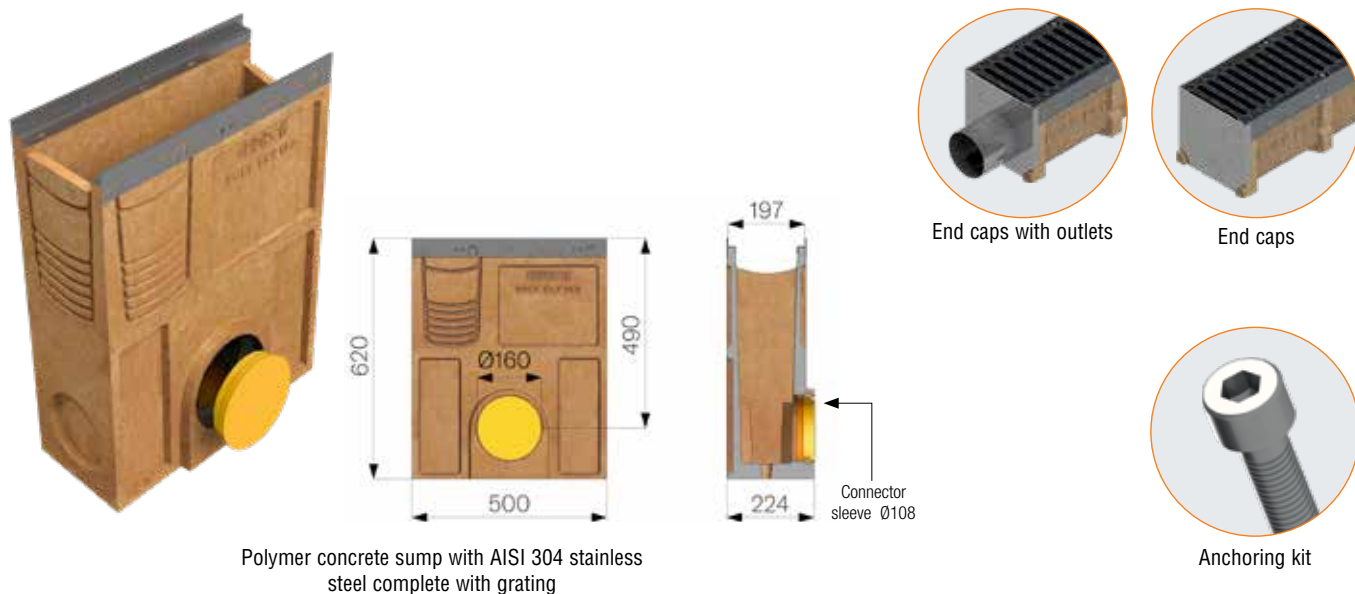
- | | | | | | |
|--|---|---|---|---|--|
|  |  |  |  |  |  |
| ①
Grating with 8 mm slots and C-shaped edges, AISI 304 stainless steel, 12/10
A 15 | ②
Pressure-locked grating, 33x33 mesh, AISI 304 stainless steel
C 250 | ③
Pressure-locked grating, 55x11 heelguard mesh, AISI 304 stainless steel
C 250 | ④
Pressure-locked grating, 33x11 heelguard mesh, AISI 304 stainless steel
C 250 | ⑤
AISI 304 stainless steel grating, 25x25 mesh
D 400 | ⑥
Embossed metal sheet plate Th. 3, AISI 304 stainless steel
D 400 |

Poly Fly 150 Low channel (AISI 304 stainless steel edge rail) complete with grating - Length 1000 mm

WITH AISI 304 STAINLESS STEEL PROTECTIVE EDGE RAIL

Channel L. mm	Code	Grating	Description of the channel assembled with the grating complete with accessories	Weight kg	Load class
1000	4G1DSLCL	①	Channel complete with AISI 304 stainless steel press-formed metal sheet grating 12/10 with C-shaped edges	17.58	A 15
	4G1DSX1	②	Channel complete with pressure-locked grating with edging, 25x2-10x2 33x33, AISI 304 stainless steel	19.13	C 250
	4G1DSX2	③	Channel complete with pressure-locked grating with edging, 25x2-10x2 55x11 heelguard mesh, AISI 304 stainless steel	19.76	
	4G1DSX3	④	Channel complete with pressure-locked grating with edging, 25x2-10x2 33x11 heelguard mesh, AISI 304 stainless steel	20.72	
	4G1DSX4	⑤	Channel complete with pressure-locked grating with edging, 25x3-10x2 25x25, AISI 304 stainless steel	23.15	D 400
	4G1DSPI	⑥	Channel complete with embossed metal sheet solid plate Th. 3, AISI 304 stainless steel, reinforced	31.97	

Poly Fly 150 Low channel (AISI 304 edge rail) accessories



Poly Fly 150 Low Polymer concrete sump with AISI 304 stainless steel complete with grating - Length 500 mm

Sump unit L. mm	Code	Grating	Description of the sump unit assembled with the grating complete with accessories	Weight kg	Load class
500	4G13PILCI	①	Sump unit complete with AISI 304 stainless steel press-formed metal sheet grating 12/10 with C-shaped edges	41.19	A 15
	4G13PIX1	②	Sump unit complete with pressure-locked grating with edging, 25x2-10x2 33x33, AISI 304 stainless steel	41.97	C 250
	4G13PIX2	③	Sump unit complete with pressure-locked grating with edging, 25x2-10x2 55x11, heelguard mesh, AISI 304 stainless steel	42.28	
	4G13PIX3	④	Sump unit complete with pressure-locked grating with edging, 25x2-10x2 33x11, heelguard mesh, AISI 304 stainless steel	42.76	
	4G13PIX4	⑤	Sump unit complete with pressure-locked grating with edging, 25x3-10x2 25x25, AISI 304 stainless steel	43.98	D 400
	4G13PIPI	⑥	Sump unit complete with embossed metal sheet solid plate Th. 3, AISI 304 stainless steel, reinforced	48.39	

Poly Fly 150 Low Polymer concrete sump with AISI 304 stainless steel without grating and accessories

Code	Description	Weight kg
4G13PP	Polymer concrete sump with AISI 304 stainless steel L 500 mm	45.60
4G13VXP	Bucket/Filter, AISI 304 stainless steel	1,16
4G1DTI	AISI 304 stainless steel sheet end cap, thickness 15/10	0.48
4G1DRI	AISI 304 stainless steel sheet end cap with outlet, thickness 15/10 Ø76 mm	1.15
4D10K	Anchoring kit for galvanised and AISI 304 stainless steel gratings (for gratings 2 - 5)	0.02
4D10A	Anchoring kit for AISI 304 stainless steel heelguard gratings (for gratings 3 - 4)	0.02
4D10P	Anchoring kit for AISI 304 stainless steel plates (for plate 6)	0.02

Poly Fly 150 Low channel (AISI 304 stainless steel edge rail) without grating - Length 1000 mm

Channel L. mm	Code	Description	Water passage mm	Run-off section cm ²	Weight kg	Pieces pallet
1000	4G1DS	Poly Fly 150 Low polymer concrete channel with AISI 304 stainless steel edge rail	157	93	15.83	55

POLYMER CONCRETE CHANNELS

POLY FLY 150 WITH SLOPE

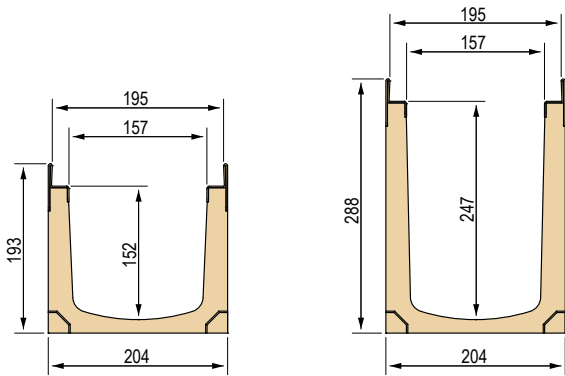
(galvanised edge rail)

Grating width 200 mm

Polymer concrete channel with galvanised edge rails complying with the UNI EN 1433 standard.




GALVANISED
protective edge rail



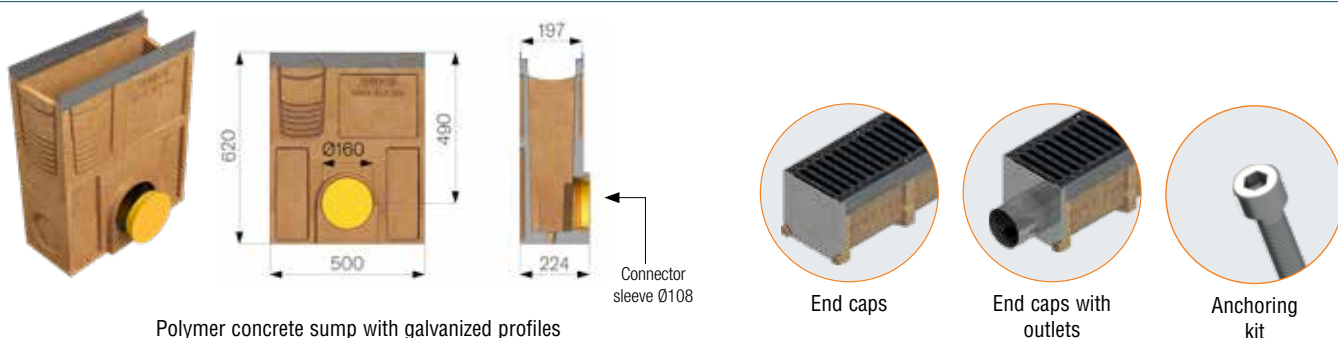
Channel L. mm	Code	Description	Slope	Initial H mm	Final H mm	Weight kg
1000	4G12S01	Channel no. 1	0,5%	193	198	21.66
	4G12S02	Channel no. 2	0,5%	198	203	22.15
	4G12S03	Channel no. 3	0,5%	203	208	24.32
	4G12S04	Channel no. 4	0,5%	208	213	24.70
	4G12S05	Channel no. 5	0,5%	213	218	25.92
	4G12S06	Channel no. 6	0,5%	218	223	27.05
	4G12S07	Channel no. 7	0,5%	223	228	27.81
	4G12S08	Channel no. 8	0,5%	228	233	28.75
	4G12S09	Channel no. 9	0,5%	233	238	29.78
	4G12S10	Channel no. 10	0,5%	238	243	30.82
	4G12S11	Channel no. 11	0,5%	243	248	31.76
	4G12S12	Channel no. 12	0,5%	248	253	32.71
	4G12S13	Channel no. 13	0,5%	253	258	34.03
	4G12S14	Channel no. 14	0,5%	258	263	34.78
	4G12S15	Channel no. 15	0,5%	263	268	35.72
	4G12S16	Channel no. 16	0,5%	268	273	36.48
	4G12S17	Channel no. 17	0,5%	273	278	37.70
	4G12S18	Channel no. 18	0,5%	278	283	39.21
	4G12S19	Channel no. 19	0,5%	283	288	39.85
	4G12S20	Channel no. 20	0,5%	288	293	40.61

Available gratings



Grating L mm	Code	Grating	Description of gratings complete with accessories	Weight kg	Load class
1000	4D12LC	①	Galvanised press-formed metal sheet grating 12/10 with C-shaped edges	2.38	A 15
	4D12G1	②	Pressure-locked grating with C-shaped edges, 20x2-10x2 33x33, hot-dip galvanised	3.93	C 250
	4D12G2	③	Pressure-locked grating with C-shaped edges, 25x2-10x2 55x11, hot-dip galvanised	4.56	
	4D12G3	④	Pressure-locked grating with C-shaped edges, 25x2-10x2 33x11, hot-dip galvanised	5.52	
500	4D12GS	⑤	GJS500-7 ductile iron gratings	7.37	D 400
	4D12GSA	⑥	GJS500-7 ductile iron heelguard gratings	7.09	
1000	4D12P	⑦	Embossed metal sheet solid plate Th. 3, reinforced and hot-dip galvanised	16.77	D 400

Accessories for Poly Fly 150 with slope channel



Polymer concrete sump with galvanized profiles

Poly Fly 150 Polymer concrete sump with galvanized profiles complete with grating - Length 500 mm

Sump unit L mm	Code	Grating	Description of the sump unit assembled with the grating complete with accessories	Weight kg	Load class
500	4G12PZLC	①	Sump unit complete with galvanised press-formed metal sheet grating 12/10 with C-shaped edges	41.22	A 15
	4G12PZG1	②	Sump unit complete with pressure-locked grating with C-shaped edges, 25x2-10x2 33x33, hot-dip galvanised	41.19	C 250
	4G12PZG2	③	Sump unit complete with pressure-locked grating with C-shaped edges, 25x2-10x2 55x11, heelguard mesh, hot-dip galvanised	41.97	
	4G12PZG3	④	Sump unit complete with pressure-locked grating with C-shaped edges, 25x2-10x2 33x11, heelguard mesh, hot-dip galvanised	42.28	
	4G12PZGS	⑤	Sump unit complete with GJS500-7 ductile iron grating	45.52	D 400
	4G12PZGSA	⑥	Sump unit complete with GJS500-7 ductile iron heelguard grating	47.31	
	4G12PZP	⑦	Sump unit complete with embossed metal sheet solid plate Th. 3, reinforced and hot-dip galvanised	43.5	

Poly Fly 150 Polymer concrete sump with galvanized profiles without grating and accessories

Code	Description	Weight kg
4G12PP	Polymer concrete sump with galvanized profiles L 500 mm	45.60
4G13VXP	Bucket/Filter, AISI 304 stainless steel/Filtro in acciaio inox Aisi 304	1,16
4G12TI	AISI 304 stainless steel sheet end cap, thickness 15/10	0.53
4G12RI	AISI 304 stainless steel sheet end cap with outlet, thickness 15/10 Ø108 mm	1.3
4D10K	Anchoring kit for galvanised and AISI 304 stainless steel gratings (for gratings 2 - 3 - 4)	0.02
4D10V	Anchoring kit for ductile iron gratings (for gratings 5 - 6)	0.02
4D10P	Anchoring kit for galvanised/AISI 304 stainless steel plates (for plate 7)	0.02

POLYMER CONCRETE CHANNELS

POLY FLY 150 WITH SLOPE

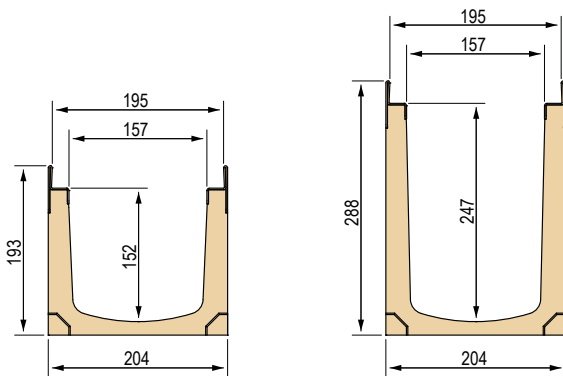
(AISI 304 stainless steel edge rail)

Grating width 200 mm

Polymer concrete channel with stainless steel edge rails complying with the UNI EN 1433 standard.

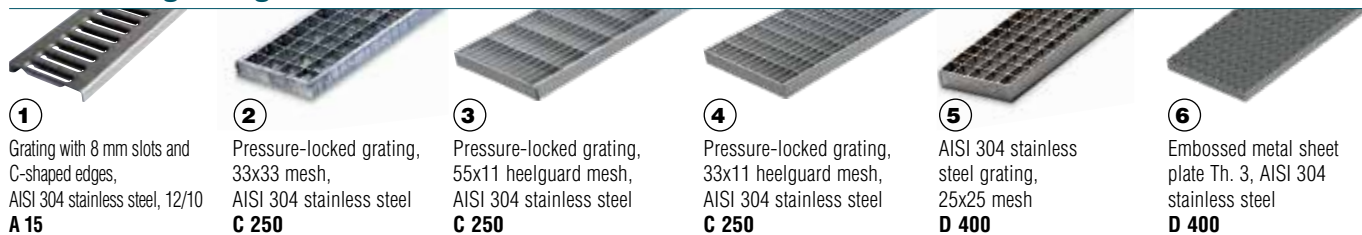


**AISI 304
STAINLESS STEEL**
protective edge rails



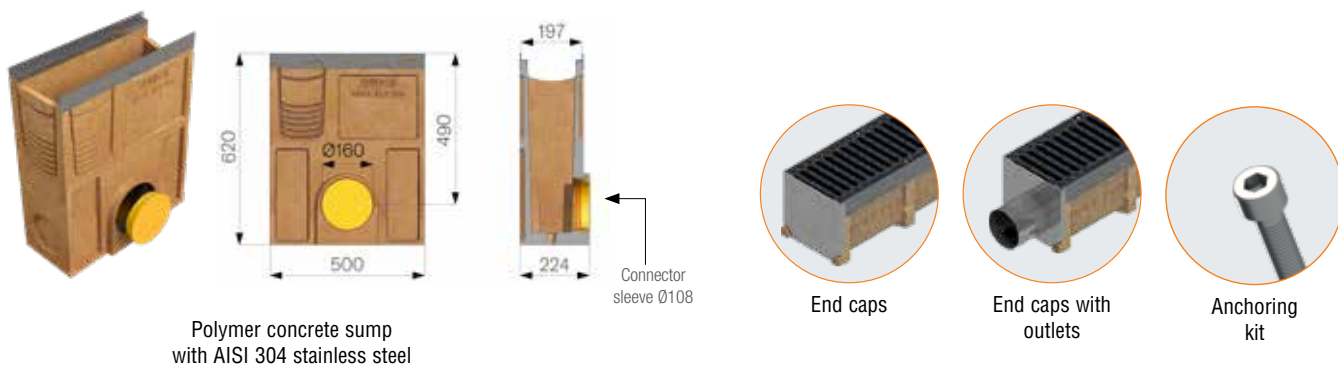
Channel L. mm	Code	Description	Slope	Initial H mm	Final H mm	Weight kg
1000	4G13S01	Channel no. 1	0,5%	193	198	21.66
	4G13S02	Channel no. 2	0,5%	198	203	22.15
	4G13S03	Channel no. 3	0,5%	203	208	24.32
	4G13S04	Channel no. 4	0,5%	208	213	24.70
	4G13S05	Channel no. 5	0,5%	213	218	25.92
	4G13S06	Channel no. 6	0,5%	218	223	27.05
	4G13S07	Channel no. 7	0,5%	223	228	27.81
	4G13S08	Channel no. 8	0,5%	228	233	28.75
	4G13S09	Channel no. 9	0,5%	233	238	29.78
	4G13S10	Channel no. 10	0,5%	238	243	30.82
	4G13S11	Channel no. 11	0,5%	243	248	31.76
	4G13S12	Channel no. 12	0,5%	248	253	32.71
	4G13S13	Channel no. 13	0,5%	253	258	34.03
	4G13S14	Channel no. 14	0,5%	258	263	34.78
	4G13S15	Channel no. 15	0,5%	263	268	35.72
	4G13S16	Channel no. 16	0,5%	268	273	36.48
	4G13S17	Channel no. 17	0,5%	273	278	37.70
	4G13S18	Channel no. 18	0,5%	278	283	39.21
	4G13S19	Channel no. 19	0,5%	283	288	39.85
	4G13S20	Channel no. 20	0,5%	288	293	40.61

Available gratings



Grating L mm	Code	Grating	Description of gratings complete with accessories	Weight kg	Load class
1000	4D13LCI	①	AISI 304 stainless steel press-formed metal sheet grating 12/10 with C-shaped edges	2.30	A 15
	4D13X1	②	Pressure-locked grating with C-shaped edges, 25x2-10x2 33x33, AISI 304 stainless steel	4.20	C 250
	4D13X2	③	Pressure-locked grating with C-shaped edges, 25x2-10x2 55x11, AISI 304 stainless steel	4.80	
	4D13X3	④	Pressure-locked grating with C-shaped edges, 25x2-10x2 33x11, AISI 304 stainless steel	5.70	
	4D13X4	⑤	Pressure-locked grating with C-shaped edges, 25x3-10x2 25x25, AISI 304 stainless steel	6.60	D 400
	4D11PI	⑥	Embossed metal sheet solid plate Th. 3, AISI 304 stainless steel, reinforced	16.77	

Accessories for Poly Fly 150 with slope channel



Polymer concrete sump with AISI 304 stainless steel

Poly Fly 150 Polymer concrete sump with AISI 304 stainless steel with grating - Length 500 mm

Sump unit L. mm	Code	Grating	Description of the sump unit assembled with the grating complete with accessories	Weight kg	Load class
500	4G13PILCI	①	Sump unit complete with AISI 304 stainless steel press-formed metal sheet grating 12/10 with C-shaped edges	41.19	A 15
	4G13PIX1	②	Sump unit complete with pressure-locked grating with edging, 25x2-10x2 33x33, AISI 304 stainless steel	41.97	C 250
	4G13PIX2	③	Sump unit complete with pressure-locked grating with edging, 25x2-10x2 55x11, heelguard mesh, AISI 304 stainless steel	42.28	
	4G13PIX3	④	Sump unit complete with pressure-locked grating with edging, 25x2-10x2 33x11, heelguard mesh, AISI 304 stainless steel	42.76	
	4G13PIX4	⑤	Sump unit complete with pressure-locked grating with edging, 25x3-10x2 25x25, AISI 304 stainless steel	43.98	D 400
	4G13PIPI	⑥	Sump unit complete with embossed metal sheet solid plate Th. 3, AISI 304 stainless steel, reinforced	48.39	

Poly Fly 150 Polymer concrete sump with AISI 304 stainless steel without grating and accessories

Code	Description	Weight kg
4G13PP	Polymer concrete sump with AISI 304 stainless steel L 500 mm	45.60
4G13VXP	Bucket/Filter, AISI 304 stainless steel	1,16
4G12TI	AISI 304 stainless steel sheet end cap, thickness 15/10	0.53
4G12RI	AISI 304 stainless steel sheet end cap with outlet, thickness 15/10 Ø108 mm	1.30
4D10K	Anchoring kit for galvanised and AISI 304 stainless steel gratings (for gratings 2 - 5)	0.02
4D10A	Anchoring kit for AISI 304 stainless steel heelguard gratings (for gratings 3 - 4)	0.02
4D10P	Anchoring kit for galvanised/AISI 304 stainless steel plates (for plate 6)	0.02

POLYMER CONCRETE CHANNELS

POLY FLY 200

(galvanised edge rail)

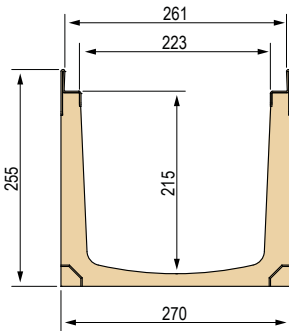
Grating width 250 mm

Polymer concrete channel with galvanised edge rails complying with the UNI EN 1433 standard. The channels are sold exclusively in complete pallets and together with the gratings.

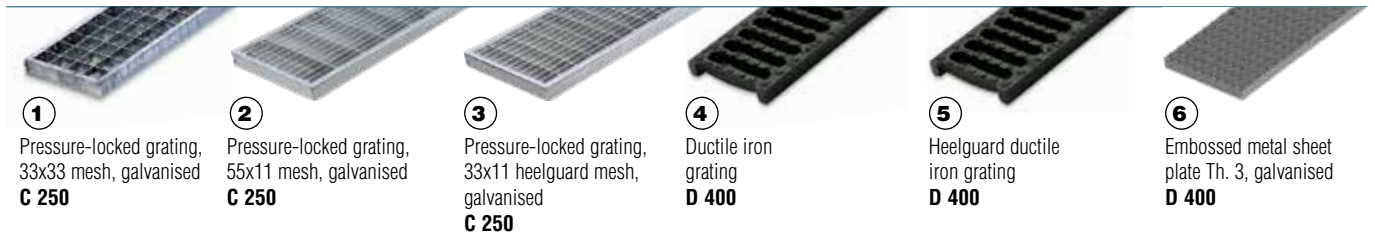


GALVANISED
protective edge rail

Poly Fly 200 channel dimensions



Available gratings

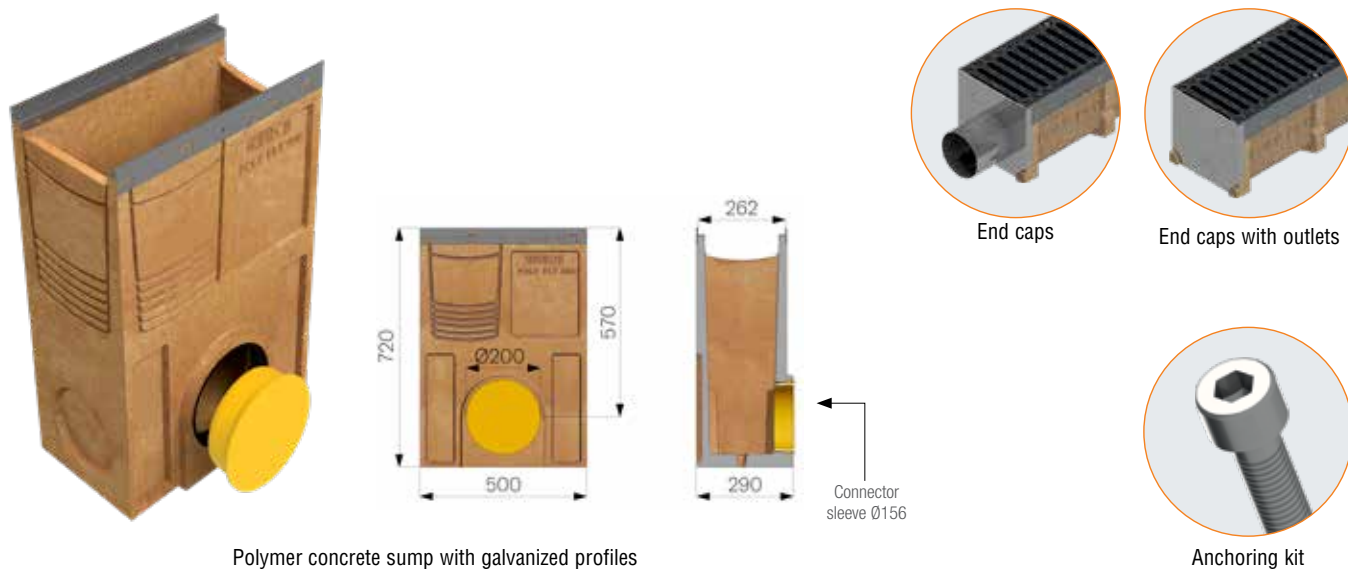


Poly Fly 200 channel (galvanised edge rail) complete with grating - Length 1000 mm

WITH GALVANISED PROTECTIVE EDGE RAIL

Channel L. mm	Code	Grating	Description of the channel assembled with the grating complete with accessories	Weight kg	Load class
1000	4G22SG1	①	Channel complete with pressure-locked grating with C-shaped edges, 25x2-10x2 33x33, hot-dip galvanised	34.77	C 250
	4G22SG2	②	Channel complete with pressure-locked grating with C-shaped edges, 25x2-10x2 55x11 heelguard mesh, hot-dip galvanised	35.70	
	4G22SG3	③	Channel complete with pressure-locked grating with C-shaped edges, 25x2-10x2 33x11 heelguard mesh, hot-dip galvanised	36.99	
	4G22SGS	④	Channel complete with 2 x GJS500-7 ductile iron gratings	50.13	D 400
	4G22SGSA	⑤	Channel complete with 2 x GJS500-7 ductile iron heelguard gratings	50.91	
	4G22SP	⑥	Channel complete with embossed metal sheet solid plate Th. 3, reinforced and hot-dip galvanised	54.18	

Poly Fly 200 channel (galvanised edge rail) accessories



Poly Fly 200 Polymer concrete sump with galvanized profiles complete with grating - Length 500 mm

Sump unit L. mm	Code	Grating	Description of the sump unit assembled with the grating complete with accessories	Weight kg	Load class
500	4G22PZG1	①	Sump unit complete with pressure-locked grating with C-shaped edges, 25x2-10x2 33x33, hot-dip galvanised	62.55	C 250
	4G22PZG2	②	Sump unit complete with pressure-locked grating with C-shaped edges, 25x2-10x2 55x11 heelguard mesh, hot-dip galvanised	63.02	
	4G22PZG3	③	Sump unit complete with pressure-locked grating with C-shaped edges, 25x2-10x2 33x11, heelguard mesh, hot-dip galvanised	63.66	
	4G22PZGS	④	Sump unit complete with GJS500-7 ductile iron grating	70.23	D 400
	4G22PZGSA	⑤	Sump unit complete with GJS500-7 ductile iron heelguard grating	70.62	
	4G22PZP	⑥	Sump unit complete with embossed metal sheet solid plate Th. 3, reinforced and hot-dip galvanised	72.26	

Poly Fly 200 Polymer concrete sump with galvanized profiles without grating and accessories

Code	Description	Weight kg
4G22PP	Polymer concrete sump with galvanized profiles L 500 mm	65.70
4G23VXP	Bucket/Filter, AISI 304 stainless steel	1,16
4G22TI	AISI 304 stainless steel sheet end cap, thickness 20/10	1.12
4G22RI	AISI 304 stainless steel sheet end cap with outlet, thickness 20/10, Ø156 mm	1.85
4D10K	Anchoring kit for galvanised and AISI 304 stainless steel gratings (for gratings 1 - 2 - 3)	0.02
4D10V	Anchoring kit for ductile iron gratings (for gratings 4 - 5)	0.02
4D10P	Anchoring kit for galvanised and AISI 304 stainless steel plates (for plate 6)	0.02

Poly Fly 200 channel (galvanised edge rail) without grating - Length 1000 mm

Channel L. mm	Code	Description	Water passage mm	Run-off section cm ²	Weight kg	Pieces pallet
1000	4G22S	Poly Fly 200 polymer concrete channel with galvanised protective edge rail	223	448	29.67	24

POLYMER CONCRETE CHANNELS

POLY FLY 200

(AISI 304 stainless steel edge rail)

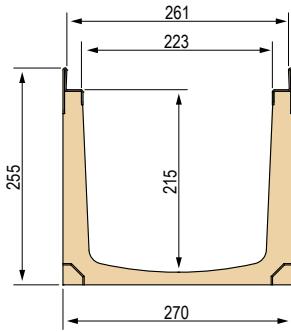
Grating width 250 mm

Polymer concrete channel with stainless steel edge rails complying with the UNI EN 1433 standard. The channels are sold exclusively in complete pallets and together with the gratings.



AISI 304 STAINLESS STEEL
protective edge rails

Poly Fly 200 channel dimensions



Available gratings

- 

①
Pressure-locked grating, 33x33 mesh, AISI 304 stainless steel
C 250
- 

②
Pressure-locked grating, 55x11 mesh, AISI 304 stainless steel
C 250
- 

③
Pressure-locked grating, 33x11 heelguard mesh, AISI 304 stainless steel
C 250
- 

④
AISI 304 stainless steel grating, 25x25 mesh
D 400
- 

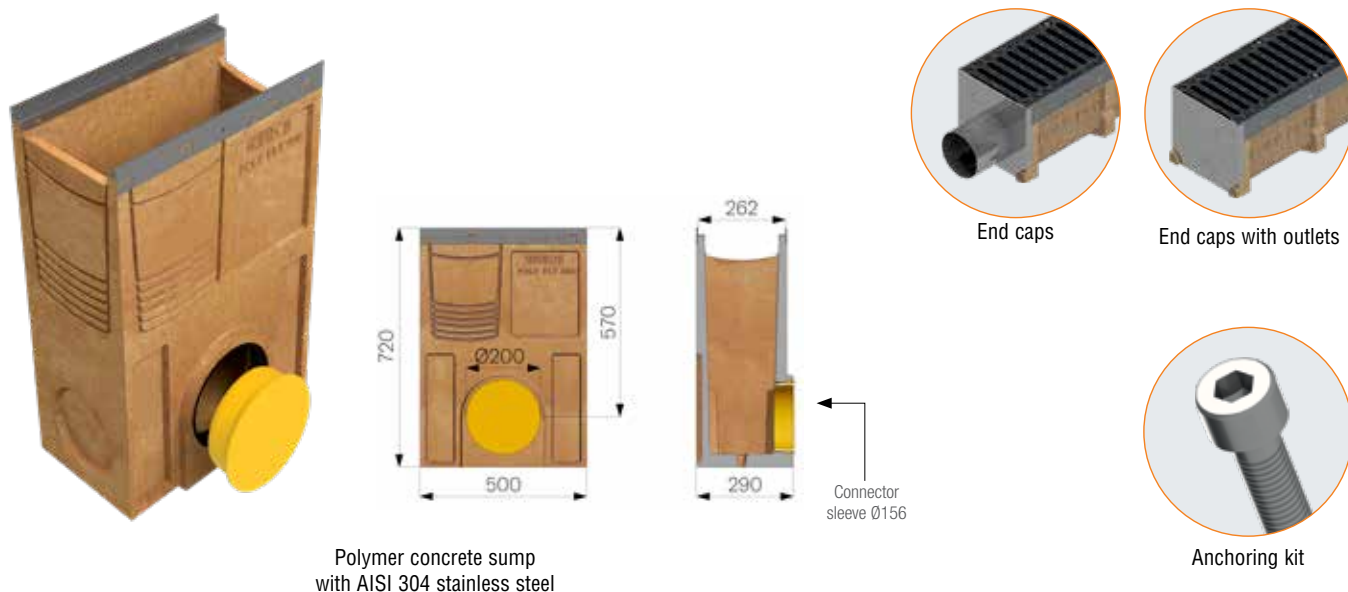
⑤
Embossed metal sheet plate Th. 3, AISI 304 stainless steel
D 400

Poly Fly 200 channel (AISI 304 stainless steel edge rail) complete with grating - Length 1000 mm

WITH AISI 304 STAINLESS STEEL PROTECTIVE EDGE RAIL

Channel L. mm	Code	Grating	Description of the channel assembled with the grating complete with accessories	Weight kg	Load class
1000	4G23SX1	①	Channel complete with pressure-locked grating with edging, 25x2-10x2 33x33, AISI 304 stainless steel	34.97	C 250
	4G23SX2	②	Channel complete with pressure-locked grating with edging, 25x2-10x2 55x11 heelguard mesh, AISI 304 stainless steel	35.77	
	4G23SX3	③	Channel complete with pressure-locked grating with edging, 25x2-10x2 33x11 heelguard mesh, AISI 304 stainless steel	36.97	
	4G23SX4	④	Channel complete with pressure-locked grating with edging, 25x3-10x2 25x25, AISI 304 stainless steel	38.17	D 400
	4G23SPI	⑤	Channel complete with embossed metal sheet solid plate Th. 3, AISI 304 stainless steel, reinforced	54.18	

Poly Fly 200 channel (AISI 304 edge rail) accessories



Poly Fly 200 Polymer concrete sump with AISI 304 stainless steel with grating - Length 500 mm

Sump unit L. mm	Code	Grating	Description of the sump unit assembled with the grating complete with accessories	Weight kg	Load class
500	4G23PIX1	①	Sump unit complete with pressure-locked grating with edging, 25x2-10x2 33x33, AISI 304 stainless steel	62.65	C 250
	4G23PIX2	②	Sump unit complete with pressure-locked grating with edging, 25x2-10x2 55x11, heelguard mesh, AISI 304 stainless steel	63.05	
	4G23PIX3	③	Sump unit complete with pressure-locked grating with edging, 25x2-10x2 33x11, heelguard mesh, AISI 304 stainless steel	63.65	
	4G23PIX4	④	Sump unit complete with pressure-locked grating with edging, 25x3-10x2 25x25, AISI 304 stainless steel	64.25	D 400
	4G23PIPI	⑤	Sump unit complete with embossed metal sheet solid plate Th. 3, AISI 304 stainless steel, reinforced	72.26	

Poly Fly 200 Polymer concrete sump with AISI 304 stainless steel without grating and accessories

Code	Description	Weight kg
4G23PP	Polymer concrete sump with AISI 304 stainless steel L 500 mm	65.70
4G23VXP	Bucket/Filter, AISI 304 stainless steel	1,16
4G22TI	AISI 304 stainless steel sheet end cap, thickness 20/10	1.12
4G22RI	AISI 304 stainless steel sheet end cap with outlet, thickness 20/10, Ø156 mm	1.85
4D10K	Anchoring kit for galvanised and AISI 304 stainless steel gratings (for gratings 1 - 4)	0.02
4D10A	Anchoring kit for AISI 304 stainless steel heelguard gratings (for gratings 2 - 3)	0.02
4D10P	Anchoring kit for AISI 304 stainless steel plates (for plate 5)	0.02

Poly Fly 200 channel (AISI 304 stainless steel edge rail) without grating - Length 1000 mm

Channel L. mm	Code	Description	Water passage mm	Run-off section cm ²	Weight kg	Pieces pallet
1000	4G23S	Poly Fly 200 polymer concrete channel with AISI 304 stainless steel protective edge rail	223	448	30.12	24


POLYMER CONCRETE CHANNELS

POLY FLY 200 Low

(galvanised edge rail)

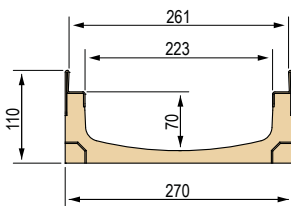
Grating width 250 mm

Polymer concrete channel with galvanised edge rails complying with the UNI EN 1433 standard. The channels are sold exclusively in complete pallets and together with the gratings.

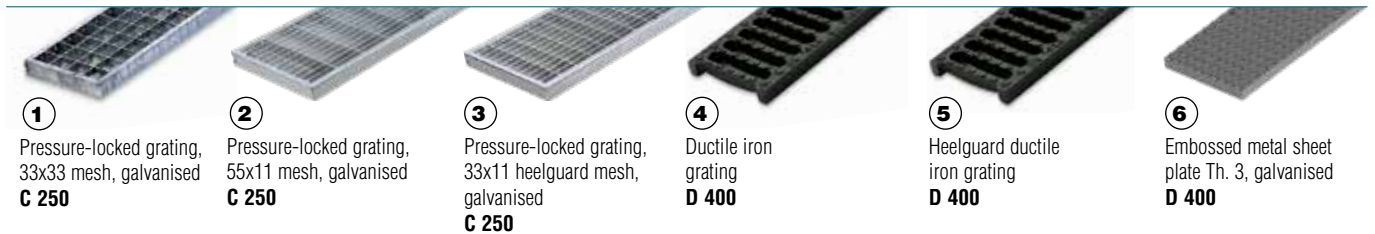


GALVANISED
protective edge rail

Poly Fly 200 Low channel dimensions



Available gratings



Poly Fly 200 Low channel (galvanised edge rail) complete with grating - Length 1000 mm

WITH GALVANISED PROTECTIVE EDGE RAIL

Channel L. mm	Code	Grating	Description of the channel assembled with the grating complete with accessories	Weight kg	Load class
1000	4G2CSG1	①	Channel complete with pressure-locked grating with C-shaped edges, 25x2-10x2 33x33, hot-dip galvanised	22.15	C 250
	4G2CSG2	②	Channel complete with pressure-locked grating with C-shaped edges, 25x2-10x2 55x11 heelguard mesh, hot-dip galvanised	23.08	
	4G2CSG3	③	Channel complete with pressure-locked grating with C-shaped edges, 25x2-10x2 33x11 heelguard mesh, hot-dip galvanised	24.37	
	4G2CSGS	④	Channel complete with 2 x GJS500-7 ductile iron gratings	37.51	D 400
	4G2CSGSA	⑤	Channel complete with 2 x GJS500-7 ductile iron heelguard gratings	38.29	
	4G2CSP	⑥	Channel complete with embossed metal sheet solid plate Th. 3, reinforced and hot-dip galvanised	41.56	

Poly Fly 200 Low channel (galvanised edge rail) accessories



Poly Fly 200 Low Polymer concrete sump with galvanized profiles complete with grating - Length 500 mm

Sump unit L. mm	Code	Grating	Description of the channel assembled with the grating complete with accessories	Weight kg	Load class
500	4G22PZG1	①	Sump unit complete with pressure-locked grating with C-shaped edges, 25x2-10x2 33x33, hot-dip galvanised	62.55	C 250
	4G22PZG2	②	Sump unit complete with pressure-locked grating with C-shaped edges, 25x2-10x2 55x11 heelguard mesh, hot-dip galvanised	63.02	
	4G22PZG3	③	Sump unit complete with pressure-locked grating with C-shaped edges, 25x2-10x2 33x11, heelguard mesh, hot-dip galvanised	63.66	
	4G22PZGS	④	Sump unit complete with GJS500-7 ductile iron grating	70.23	D 400
	4G22PZGSA	⑤	Sump unit complete with GJS500-7 ductile iron heelguard grating	70.62	
	4G22PZP	⑥	Sump unit complete with embossed metal sheet solid plate Th. 3, reinforced and hot-dip galvanised	72.26	

Poly Fly 200 Low Polymer concrete sump with galvanized profiles without grating and accessories

Code	Description	Weight kg
4G22PP	Polymer concrete sump with galvanized profiles L 500 mm	65.70
4G23VXP	Bucket/Filter, AISI 304 stainless steel	1,16
4G2CTI	AISI 304 stainless steel sheet end cap, thickness 20/10	1.08
4G2CRI	AISI 304 stainless steel sheet end cap with outlet, thickness 20/10, Ø76 mm	1.74
4D10K	Anchoring kit for galvanised and AISI 304 stainless steel gratings (for gratings 1 - 2 - 3)	0.02
4D10V	Anchoring kit for ductile iron gratings (for gratings 4 - 5)	0.02
4D10P	Anchoring kit for galvanised and AISI 304 stainless steel plates(for plate 6)	0.02

Poly Fly 200 Low channel (galvanised edge rail) without grating - Length 1000 mm

Channel L. mm	Code	Description	Water passage mm	Run-off section cm ²	Weight kg	Pieces pallet
1000	4G2CS	Poly Fly 200 Low polymer concrete channel with galvanised protective edge rail	223	137	17.74	32


POLYMER CONCRETE CHANNELS

POLY FLY 200 Low

(AISI 304 stainless steel edge rail)

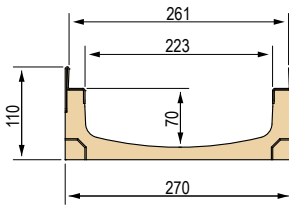
Grating width 250 mm

Polymer concrete channel with stainless steel edge rails complying with the UNI EN 1433 standard. The channels are sold exclusively in complete pallets and together with the gratings.



AISI 304 STAINLESS STEEL
protective edge rails

Poly Fly 200 Low channel dimensions



Available gratings

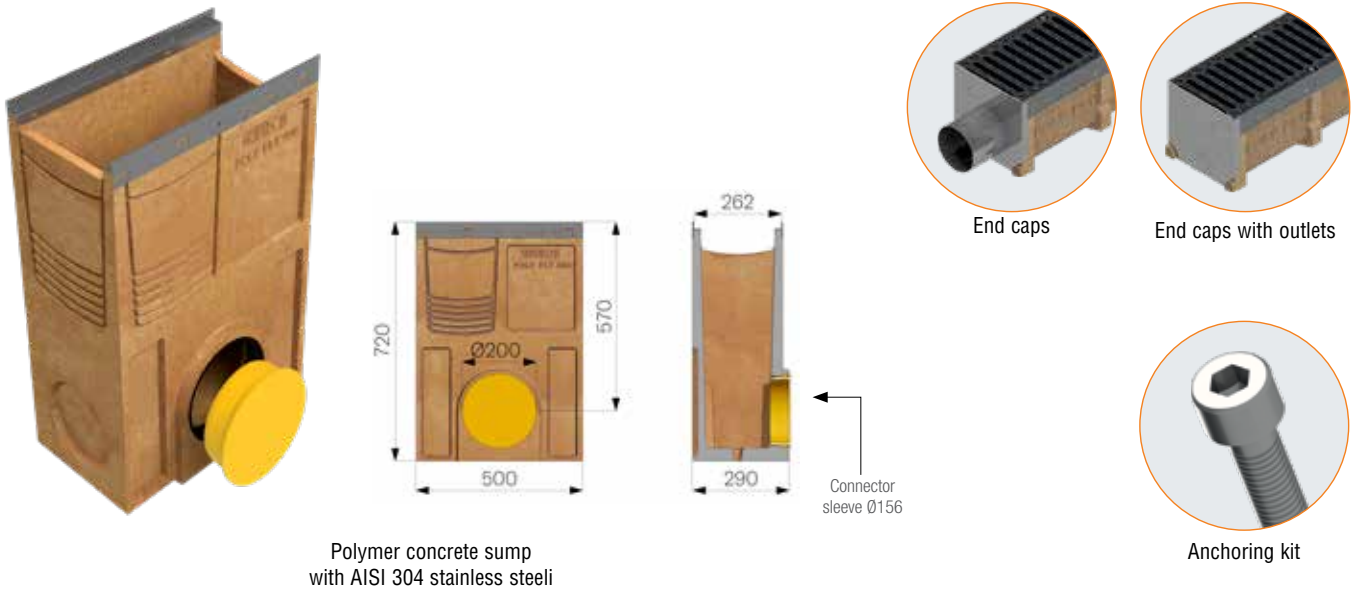
- 
①
 Pressure-locked grating, 33x33 mesh, AISI 304 stainless steel
C 250
- 
②
 Pressure-locked grating, 55x11 mesh, AISI 304 stainless steel
C 250
- 
③
 Pressure-locked grating, 33x11 heelguard mesh, AISI 304 stainless steel
C 250
- 
④
 AISI 304 stainless steel grating, 25x25 mesh
D 400
- 
⑤
 Embossed metal sheet plate Th. 3, AISI 304 stainless steel
D 400

Poly Fly 200 Low channel (AISI 304 stainless steel edge rail) complete with grating - Length 1000 mm

WITH AISI 304 STAINLESS STEEL PROTECTIVE EDGE RAIL

Channel L. mm	Code	Grating	Description of the channel assembled with the grating complete with accessories	Weight kg	Load class
1000	4G2DSX1	①	Channel complete with pressure-locked grating with edging, 25x2-10x2 33x33, AISI 304 stainless steel	22.35	C 250
	4G2DSX2	②	Channel complete with pressure-locked grating with edging, 25x2-10x2 55x11 heelguard mesh, AISI 304 stainless steel	23.15	
	4G2DSX3	③	Channel complete with pressure-locked grating with edging, 25x2-10x2 33x11 heelguard mesh, AISI 304 stainless steel	24.35	
	4G2DSX4	④	Channel complete with pressure-locked grating with edging, 25x3-10x2 25x25, AISI 304 stainless steel	25.55	D 400
	4G2DSP1	⑤	Channel complete with embossed metal sheet solid plate Th. 3, AISI 304 stainless steel, reinforced	41.56	

Poly Fly 200 Low channel (AISI 304 stainless steel edge rail) accessories



Poly Fly 200 Low Polymer concrete sump with AISI 304 stainless steel complete with grating - Length 500 mm

Sump unit L. mm	Code	Grating	Description of the sump unit assembled with the grating complete with accessories	Weight kg	Load class
500	4G23PIX1	①	Sump unit complete with pressure-locked grating with edging, 25x2-10x2 33x33, AISI 304 stainless steel	62.65	C 250
	4G23PIX2	②	Sump unit complete with pressure-locked grating with edging, 25x2-10x2 55x11 heelguard mesh, AISI 304 stainless steel	63.05	
	4G23PIX3	③	Sump unit complete with pressure-locked grating with edging, 25x2-10x2 33x11 heelguard mesh, AISI 304 stainless steel	63.65	
	4G23PIX4	④	Sump unit complete with pressure-locked grating with edging, 25x3-10x2 25x25, AISI 304 stainless steel	64.25	D 400
	4G23PIPI	⑤	Sump unit complete with embossed metal sheet solid plate Th. 3, AISI 304 stainless steel, reinforced	72.26	

Poly Fly 200 Low Polymer concrete sump with AISI 304 stainless steel without grating and accessories

Code	Description	Weight kg
4G23PP	Polymer concrete sump with AISI 304 stainless steel L 500 mm	65.70
4G23VXP	Bucket/Filter, AISI 304 stainless steel	1,16
4G2CTI	AISI 304 stainless steel sheet end cap, thickness 20/10	1.08
4G2CRI	AISI 304 stainless steel sheet end cap with outlet, thickness 20/10, Ø76 mm	1.74
4D10K	Anchoring kit for galvanised and AISI 304 stainless steel gratings (for gratings 1 - 4)	0.02
4D10A	Anchoring kit for AISI 304 stainless steel heelguard gratings (for gratings 2 - 3)	0.02
4D10P	Anchoring kit for AISI 304 stainless steel plates (for plate 5)	0.02

Poly Fly 200 Low channel (AISI 304 stainless steel edge rail) without grating - Length 1000 mm

Channel L. mm	Code	Description	Water passage mm	Run-off section cm ²	Weight kg	Pieces pallet
1000	4G2DS	Poly Fly 200 Low polymer concrete channel with AISI 304 stainless steel protective edge rail	223	137	18.01	32

POLYMER CONCRETE CHANNELS

POLY FLY 300 High

(galvanised edge rail)

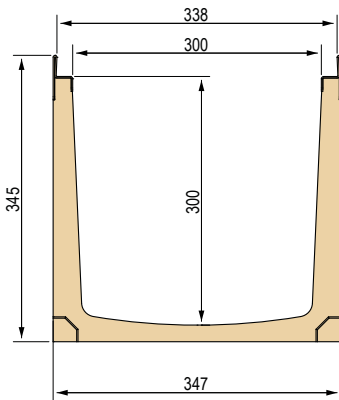
Grating width 338 mm

Polymer concrete channel with galvanised edge rails complying with the UNI EN 1433 standard. The channels are sold exclusively in complete pallets and together with the gratings.

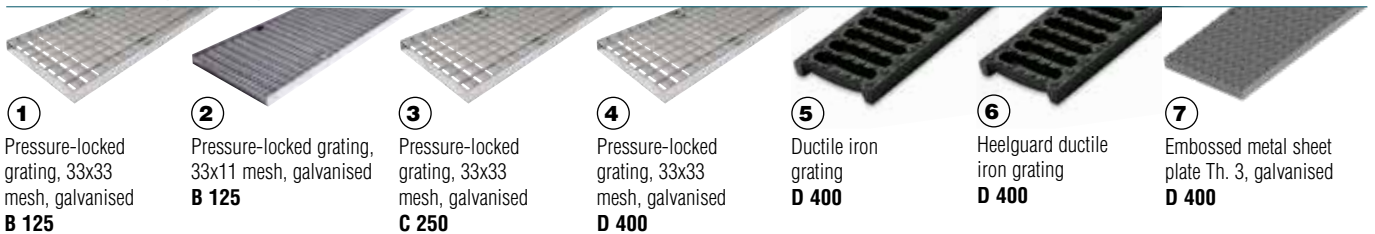


GALVANISED
protective edge rail

Poly Fly 300 High channel dimensions



Available gratings




Poly Fly 300 High channel (galvanised edge rail) complete with grating - Length 1000 mm

WITH GALVANISED PROTECTIVE EDGE RAIL

Channel L. mm	Code	Grating	Description of the channel assembled with the grating complete with accessories	Weight kg	Load class
1000	4G32SG1	①	Channel complete with pressure-locked grating 30x3-10x2 33x33, hot-dip galvanised	56.13	B 125
	4G32SG1A	②	Channel complete with pressure-locked grating 30x3-10x2 33x11 heelguard mesh, hot-dip galvanised	59.67	
	4G32SG2	③	Channel complete with pressure-locked grating 40x3-10x2 33x33, hot-dip galvanised	58.64	C 250
	4G32SG3	④	Channel complete with pressure-locked grating 50x3-10x2 33x33, hot-dip galvanised	61.14	D 400
	4G32SGS	⑤	Channel complete with 2 x GJS500-7 ductile iron gratings	75.15	
	4G32SGSA	⑥	Channel complete with 2 x GJS500-7 ductile iron heelguard gratings	79.55	
	4G32SP	⑦	Channel complete with embossed metal sheet solid plate Th. 3, reinforced and hot-dip galvanised	71.20	



Poly Fly 300 High channel (galvanised edge rail) accessories



End cap for channels



End caps with outlets



Anchoring kit

Code	Description	Weight kg
4G32TI	AISI 304 stainless steel sheet end cap, Th. 20/10	1.12
4G32RI	AISI 304 stainless steel sheet end cap with outlet, Th. 20/10, Ø250 mm	2.20
4D32K	Anchoring kit for galvanised and AISI 304 stainless steel gratings (for gratings 1 - 2 - 3 - 4)	0.02
4D32V	Anchoring kit for ductile iron gratings (for gratings 5 - 6)	0.02
4D32P	Anchoring kit for galvanised and AISI 304 stainless steel plates(for plate 7)	0.02

Poly Fly 300 High channel (galvanised edge rail) without grating - Length 1000 mm

Channel L. mm	Code	Description	Water passage mm	Run-off section cm ²	Weight kg	Pieces pallet
1000	4G32S	Poly Fly 300 High polymer concrete channel with galvanised protective edge rail	300	855	43.55	12

POLYMER CONCRETE CHANNELS

POLY FLY 300 High

(AISI 304 stainless steel edge rail)

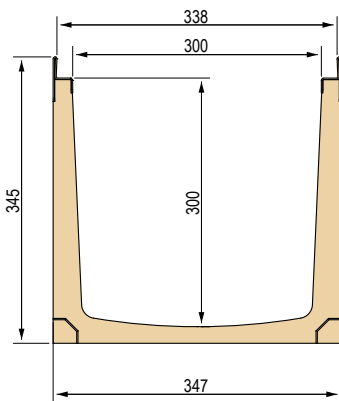
Grating width 338 mm

Polymer concrete channel with stainless steel edge rails complying with the UNI EN 1433 standard. The channels are sold exclusively in complete pallets and together with the gratings.




AISI 304 STAINLESS STEEL
protective edge rails

Poly Fly 300 High channel dimensions



Available gratings



- ① Pressure-locked grating, 33x33 mesh, AISI 304 stainless steel
B 125
- ② Pressure-locked grating, 33x11 heelguard mesh, AISI 304 stainless steel
B 125
- ③ Pressure-locked grating, 33x33 mesh, AISI 304 stainless steel
C 250
- ④ AISI 304 stainless steel grating, 33x33 mesh
D 400
- ⑤ Embossed metal sheet plate Th. 3, AISI 304 stainless steel
D 400


Poly Fly 300 High channel (AISI 304 stainless steel edge rail) complete with grating - Length 1000 mm

WITH AISI 304 STAINLESS STEEL PROTECTIVE EDGE RAIL

Channel L. mm	Code	Grating	Description of the channel assembled with the grating complete with accessories	Weight kg	Load class
1000	4G33SX1	①	Channel complete with pressure-locked grating with edging, 30x3-10x2 33x33, AISI 304 stainless steel	56.13	B 125
	4G33SX2	②	Channel complete with pressure-locked grating, 30x3-10x2 33x11 heelguard mesh, AISI 304 stainless steel	59.67	
	4G33SX3	③	Channel complete with pressure-locked grating, 40x3-10x2 33x33, AISI 304 stainless steel	58.64	C 250
	4G33SX4	④	Channel complete with pressure-locked grating, 50x3-10x2 33x33, AISI 304 stainless steel	61.14	D 400
	4G33SPI	⑤	Channel complete with embossed metal sheet solid plate Th. 3, AISI 304 stainless steel	71.71	



Poly Fly 300 High channel (AISI 304 stainless steel edge rail) accessories



End cap for channels



End caps with outlets



Anchoring kit

Code	Description	Weight kg
4G32TI	AISI 304 stainless steel sheet end cap, Th. 20/10	1.12
4G32RI	AISI 304 stainless steel sheet end cap with outlet, Th. 20/10, Ø250 mm	2.20
4D32K	Anchoring kit for galvanised and AISI 304 stainless steel gratings (for gratings 1 - 3 - 4)	0.02
4D32A	Anchoring kit for AISI 304 stainless steel heelguard gratings (for grating 2)	0.02
4D32P	Anchoring kit for AISI 304 stainless steel plate (for plate 5)	0.02

Poly Fly 300 High channel (AISI 304 stainless steel edge rail) without grating - Length 1000 mm

Channel L. mm	Code	Description	Water passage mm	Run-off section cm ²	Weight kg	Pieces pallet
1000	4G33S	Poly Fly 300 High polymer concrete channel with AISI 304 stainless steel protective edge rail	300	855	43.55	12

POLYMER CONCRETE CHANNELS

POLY FLY 300 Medium

(galvanised edge rail)

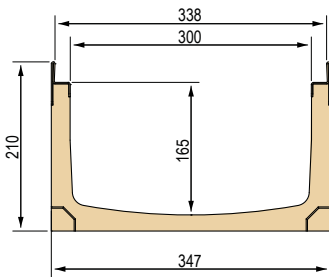
Grating width 338 mm

Polymer concrete channel with galvanised edge rails complying with the UNI EN 1433 standard. The channels are sold exclusively in complete pallets and together with the gratings.

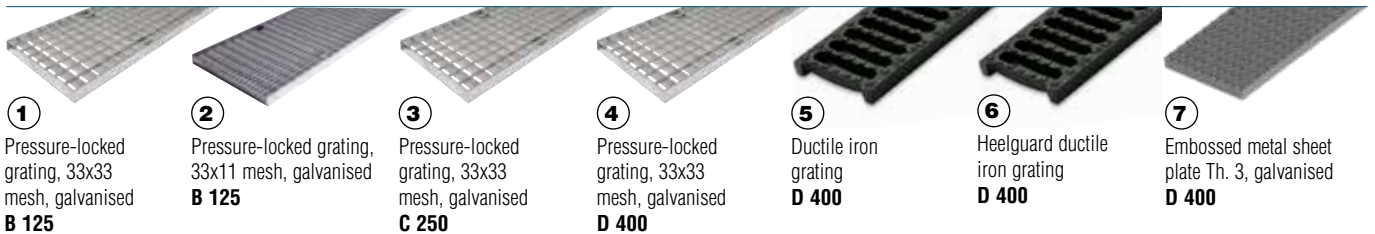


GALVANISED
protective edge rail

Poly Fly 300 Medium channel dimensions



Available gratings




Poly Fly 300 Medium channel (galvanised edge rail) complete with grating - Length 1000 mm

WITH GALVANISED PROTECTIVE EDGE RAIL


Channel L. mm	Code	Grating	Description of the channel assembled with the grating complete with accessories	Weight kg	Load class
1000	4G3ESG1	①	Channel complete with pressure-locked grating 30x3-10x2 33x33, hot-dip galvanised	43.78	B 125
	4G3ESG1A	②	Channel complete with pressure-locked grating 30x3-10x2 33x11 heelguard mesh, hot-dip galvanised	47.32	
	4G3ESG2	③	Channel complete with pressure-locked grating 40x3-10x2 33x33, hot-dip galvanised	46.29	C 250
	4G3ESG3	④	Channel complete with pressure-locked grating 50x3-10x2 33x33, hot-dip galvanised	48.79	D 400
	4G3ESGS	⑤	Channel complete with 2 x GJS500-7 ductile iron gratings	64.62	
	4G3ESGSA	⑥	Channel complete with 2 x GJS500-7 ductile iron heelguard gratings	65.65	
	4G3ESP	⑦	Channel complete with embossed metal sheet solid plate Th. 3, reinforced and hot-dip galvanised	58.85	



Poly Fly 300 Medium channel (galvanised edge rail) accessories



End cap for channels



End caps with outlets



Anchoring kit

Code	Description	Weight kg
4G3ETI	AISI 304 stainless steel sheet end cap, Th. 20/10	1.08
4G3ERI	AISI 304 stainless steel sheet end cap with outlet, Th. 20/10, Ø156 mm	2.15
4D32K	Anchoring kit for galvanised and AISI 304 stainless steel gratings (for gratings 1 - 2 - 3 - 4)	0.02
4D32V	Anchoring kit for ductile iron gratings (for gratings 5 - 6)	0.02
4D32P	Anchoring kit for galvanised/AISI 304 stainless steel plates (for plate 7)	0.02

Poly Fly 300 Medium channel (galvanised edge rail) without grating - Length 1000 mm

Channel L. mm	Code	Description	Water passage mm	Run-off section cm ²	Weight kg	Pieces pallet
1000	4G3ES	Poly Fly 300 Medium polymer concrete channel with galvanised protective edge rail	300	477	31.20	18


POLYMER CONCRETE CHANNELS

POLY FLY 300 Medium

(AISI 304 stainless steel edge rail)

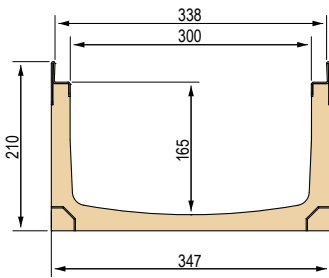
Grating width 338 mm

Polymer concrete channel with stainless steel edge rails complying with the UNI EN 1433 standard. The channels are sold exclusively in complete pallets and together with the gratings.




AISI 304 STAINLESS STEEL
protective edge rails

Poly Fly 300 Medium channel dimensions



Available gratings



① Pressure-locked grating, 33x33 mesh, AISI 304 stainless steel
B 125

② Pressure-locked grating, 33x11 heelguard mesh, AISI 304 stainless steel
B 125

③ Pressure-locked grating, 33x33 mesh, AISI 304 stainless steel
C 250

④ AISI 304 stainless steel grating, 33x33 mesh
D 400

⑤ Embossed metal sheet plate Th. 3, AISI 304 stainless steel
D 400


Poly Fly 300 Medium channel (AISI 304 stainless steel edge rail) complete with grating - Length 1000 mm

WITH AISI 304 STAINLESS STEEL PROTECTIVE EDGE RAIL

Channel L. mm	Code	Grating	Description of the channel assembled with the grating complete with accessories	Weight kg	Load class
1000	4G3FSX1	①	Channel complete with pressure-locked grating with edging, 30x3-10x2 33x33, AISI 3043 stainless steel	43.78	B 125
	4G3FSX2	②	Channel complete with pressure-locked grating, 30x3-10x2 33x11 heelguard mesh, AISI 304 stainless steel	47.32	
	4G3FSX3	③	Channel complete with pressure-locked grating, 40x3-10x2 33x33, AISI 304 stainless steel	46.29	C 250
	4G3FSX4	④	Channel complete with pressure-locked grating, 50x3-10x2 33x33, AISI 304 stainless steel	48.79	D 400
	4G3FSPI	⑤	Channel complete with embossed metal sheet solid plate Th. 3, AISI 304 stainless steel	59.36	



Poly Fly 300 Medium channel (AISI 304 stainless steel edge rail) accessories



End cap for channels



End caps with outlets



Anchoring kit

Code	Description	Weight kg
4G3ETI	AISI 304 stainless steel sheet end cap, Th. 20/10	1.08
4G3ERI	AISI 304 stainless steel sheet end cap with outlet, Th. 20/10, Ø156 mm	2.15
4D32K	Anchoring kit for galvanised and AISI 304 stainless steel gratings (for gratings 1 - 3 - 4)	0.02
4D32A	Anchoring kit for AISI 304 stainless steel heelguard gratings (for grating 2)	0.02
4D32P	Anchoring kit for AISI 304 stainless steel plate (for plate 5)	0.02

Poly Fly 300 Medium channel (AISI 304 stainless steel edge rail) without grating - Length 1000 mm

Channel L. mm	Code	Description	Water passage mm	Run-off section cm ²	Weight kg	Pieces pallet
1000	4G3FS	Poly Fly 300 Medium polymer concrete channel with AISI 304 stainless steel protective edge rail	300	477	31.20	18

POLYMER CONCRETE CHANNELS

POLY FLY 300 Low

(galvanised edge rail)

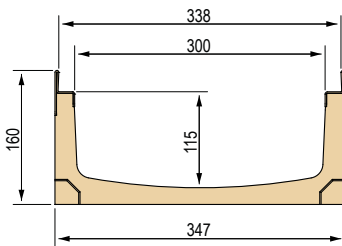
Grating width 338 mm

Polymer concrete channel with galvanised edge rails complying with the UNI EN 1433 standard. The channels are sold exclusively in complete pallets and together with the gratings.

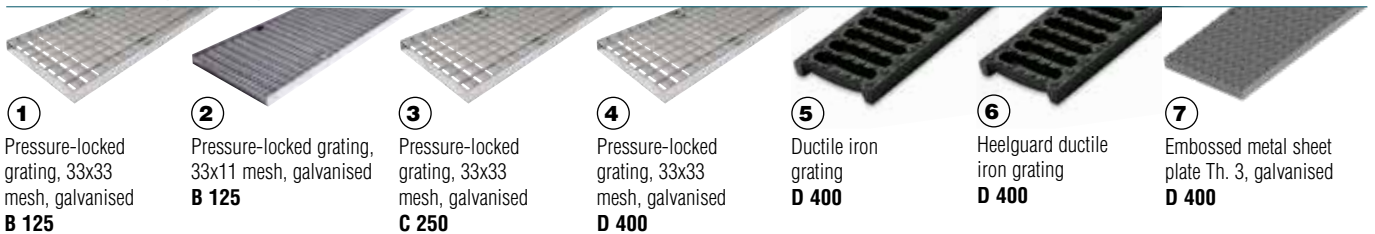


GALVANISED
protective edge rail

Poly Fly 300 Low channel dimensions



Available gratings




Poly Fly 300 Low channel (galvanised edge rail) complete with grating - Length 1000 mm

WITH GALVANISED PROTECTIVE EDGE RAIL


Channel L. mm	Code	Grating	Description of the channel assembled with the grating complete with accessories	Weight kg	Load class
1000	4G3CSG1	①	Channel complete with pressure-locked grating 30x3-10x2 33x33, hot-dip galvanised	39.53	B 125
	4G3CSG1A	②	Channel complete with pressure-locked grating 30x3-10x2 33x11 heelguard mesh, hot-dip galvanised	43.07	
	4G3CSG2	③	Channel complete with pressure-locked grating 40x3-10x2 33x33, hot-dip galvanised	42.04	C 250
	4G3CSG3	④	Channel complete with pressure-locked grating 50x3-10x2 33x33, hot-dip galvanised	44.54	D 400
	4G3CSGS	⑤	Channel complete with 2 x GJS500-7 ductile iron gratings	58.55	
	4G3CSGSA	⑥	Channel complete with 2 x GJS500-7 ductile iron heelguard gratings	60.75	
	4G3CSP	⑦	Channel complete with embossed metal sheet solid plate Th. 3, reinforced and hot-dip galvanised	54.60	



Poly Fly 300 Low channel (galvanised edge rail) accessories



End cap for channels



End caps with outlets



Anchoring kit

Code	Description	Weight kg
4G3CTI	AISI 304 stainless steel sheet end cap, Th. 20/10	1.05
4G3CRI	AISI 304 stainless steel sheet end cap with outlet, Th. 20/10, Ø89 mm	2.06
4D32K	Anchoring kit for galvanised and AISI 304 stainless steel gratings (for gratings 1 - 2 - 3 - 4)	0.02
4D32V	Anchoring kit for ductile iron gratings (for gratings 5 - 6)	0.02
4D32P	Anchoring kit for galvanised/AISI 304 stainless steel plates (for plate 7)	0.02

Poly Fly 300 Low channel (galvanised edge rail) without grating - Length 1000 mm

Channel L. mm	Code	Description	Water passage mm	Run-off section cm ²	Weight kg	Pieces pallet
1000	4G3CS	Poly Fly 300 Low polymer concrete channel with galvanised protective edge rail	300	327	26.95	21


POLYMER CONCRETE CHANNELS

POLY FLY 300 Low

(AISI 304 stainless steel edge rail)

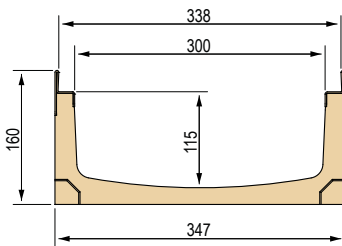
Grating width 338 mm

Polymer concrete channel with AISI 304 stainless steel edge rails complying with the UNI EN 1433 standard. The channels are sold exclusively in complete pallets and together with the gratings.



AISI 304 STAINLESS STEEL
protective edge rails

Poly Fly 300 Low channel dimensions



Available gratings

 <p>1 Pressure-locked grating, 33x33 mesh, AISI 304 stainless steel B 125</p>	 <p>2 Pressure-locked grating, 33x11 heelguard mesh, AISI 304 stainless steel B 125</p>	 <p>3 Pressure-locked grating, 33x33 mesh, AISI 304 stainless steel C 250</p>	 <p>4 AISI 304 stainless steel grating, 33x33 mesh D 400</p>	 <p>5 Embossed metal sheet plate Th. 3, AISI 304 stainless steel D 400</p>
--	--	--	---	---


Poly Fly 300 Low channel (AISI 304 stainless steel edge rail) complete with grating - Length 1000 mm

WITH AISI 304 STAINLESS STEEL PROTECTIVE EDGE RAIL


Channel L. mm	Code	Grating	Description of the channel assembled with the grating complete with accessories	Weight kg	Load class
1000	4G3DSX1	1	Channel complete with pressure-locked grating with edging, 30x3-10x2 33x33, AISI 304 stainless steel	39.53	B 125
	4G3DSX2	2	Channel complete with pressure-locked grating, 30x3-10x2 33x11 heelguard mesh, AISI 304 stainless steel	43.07	
	4G3DSX3	3	Channel complete with pressure-locked grating, 40x3-10x2 33x33, AISI 304 stainless steel	42.04	C 250
	4G3DSX4	4	Channel complete with pressure-locked grating, 50x3-10x2 33x33, AISI 304 stainless steel	44.54	D 400
	4G3DSPI	5	Channel complete with embossed metal sheet solid plate Th. 3, AISI 304 stainless steel	55.11	



Poly Fly 300 Low channel (AISI 304 stainless steel edge rail) accessories



End cap for channels



End caps with outlets



Anchoring kit

Code	Description	Weight kg
4G3CTI	AISI 304 stainless steel sheet end cap, Th. 20/10	1.05
4G3CRI	AISI 304 stainless steel sheet end cap with outlet, Th. 20/10, Ø89 mm	2.06
4D32K	Anchoring kit for galvanised and AISI 304 stainless steel gratings (for gratings 1 - 3 - 4)	0.02
4D32A	Anchoring kit for AISI 304 stainless steel heelguard gratings (for grating 2)	0.02
4D32P	Anchoring kit for galvanised/AISI 304 stainless steel plates (for plate 5)	0.02

Poly Fly 300 Low channel (AISI 304 stainless steel edge rail) without grating - Length 1000 mm

Channel L. mm	Code	Description	Water passage mm	Run-off section cm ²	Weight kg	Pieces pallet
1000	4G3DS	Poly Fly 300 Low polymer concrete channel with AISI 304 stainless steel protective edge rail	300	327	26.95	21

